



EAST ZORRA-TAVISTOCK POLICE SERVICES BOARD



Agenda

for the Meeting to be held on Wednesday November 15, 2023
at the Innerkip Community Centre, Innerkip, Ontario, at 1:15 p.m.

1. Call to Order
2. Approve Agenda
3. Disclosure of Pecuniary Interest
4. Confirm Minutes of Previous Meeting
5. Correspondence:
 - a. OPP – 2024 Billing Package
6. Delegations & Appointments:
7. Reports:
 - a. September 2023 Police Reports
 - b. October 2023 Police Reports
 - c. Verbal Reports from Meetings/Conferences/Seminars etc.
8. Other Business:
9. Closed to the Public Session *as authorized by s. 35 of the Police Services Act*:
 - a. Detachment Commander Evaluation (s. 35(4)(b))
10. Adjourn



EAST ZORRA - TAVISTOCK POLICE SERVICES BOARD

MINUTES of the Meeting held

September 20, 2023



The Police Services Board met at the Innerkip Community Centre at 1:15 p.m. on Wednesday September 20, 2023.

Present: Robert Rudy
Liam McCreery
Matthew Gillespie
Tony Hymers, Detachment Commander (Oxford OPP)
Will Jaques, Secretary

Regrets: None.

Confirm Agenda Moved by: Liam McCreery
Seconded by: Matthew Gillespie
Resolved that the Board approves the agenda for the September 20, 2023 meeting, as printed and circulated.

CARRIED

Pecuniary Interest None declared.

Confirm Minutes Moved by: Liam McCreery
Seconded by: Matthew Gillespie
Resolved that the Board approves the minutes of the May 17, 2023 meeting, as printed and circulated.

CARRIED

Correspondence

- None.

Delegations &
Appointments

- None.

Reports

OPP Policing Reports

- May 2023 Police Reports
- June 2023 Police Reports
- July 2023 Police Reports
- August 2023 Police Reports
 - Oxford OPP Detachment Commander Tony Hymers presented the May, June, July and August, 2023, policing reports to the Board.
- Verbal Reports from Meetings/Conferences/Seminars etc.
 - Robert Rudy reported on the recent OAPSB Spring Conference and Annual General Meeting.

Other Business

- The Board will evaluate the performance of the Detachment Commander under section 10(9)(d) of the Police Services Act, at the November 15, 2023, Police Services Board meeting.

Adjourn

Moved by: Liam McCreery
Seconded by: Matthew Gillespie
Resolved that the Board does now adjourn at 1:56 p.m.

CARRIED

Will Jaques, Secretary

Robert Rudy, Chairperson

September 26, 2023

Dear Mayor/Reeve/CAO/Treasurer,

Please find attached the OPP municipal policing 2024 Annual Billing Statement package.

This year's billing package includes a statement for the 2022 year-end reconciliation. The final cost adjustment calculated as a result of the 2022 annual reconciliation has been included as an adjustment to the amount being billed to the municipality during the 2024 calendar year.

The most current OPPA uniform and civilian collective agreements expired on December 31, 2022. The estimated salary rates incorporated in the 2024 municipal policing annual statements are based on the 2022 rates, set in the last collective agreements, with a 2.01% overall general salary rate increase applied, representing a 1% general salary rate increase for each of calendar years 2023 and 2024. The reconciliation of both 2023 and 2024 costs will include a reconciliation of salary costs based on rates set in applicable collective agreement settlements.

The final reconciliation of the 2024 annual costs will be included in the 2026 Annual Billing Statement.

For more detailed information on the 2024 Annual Billing Statement package, please refer to the resource material available on opp.ca/billingmodel. Further, the Municipal Policing Bureau will be hosting a webinar information session in November. An email invitation will be forwarded to the municipality advising of the session date.

If you have questions about the Annual Billing Statement, please email OPP.MPB.Financial.Services.Unit@OPP.ca.

Yours truly,



Phil Whitton
Superintendent
Commander, Municipal Policing Bureau

Ontario
Provincial
Police

Police
provinciale
de l'Ontario



Municipal Policing Bureau
Bureau des services policiers des municipalités

777 Memorial Ave.
Orillia ON L3V 7V3

777, ave Memorial
Orillia (ON) L3V 7V3

Tel: (705) 329-6200

Fax: (705) 330-4191

File number/Référence: 4000- GOV

Date: April 18, 2023

The Township of East Zorra -Tavistock
P.O. Box 100, 90 Loveys Street E.
Hickson, ON, N0J 1L0

Dear Chief Administrative Officer:

Re: 2024 Municipal Policing Billing Statement Property Count

Please find below your municipal property count that has been provided to the OPP by the Municipal Property Assessment Corporation (MPAC).

The property count data is based on the 2022 Assessment Roll data delivered by MPAC to municipalities for the 2023 tax year with adjustments based on the requirements defined in O. Reg. 267/14 of the Police Services Act (PSA). The property counts will be used by the OPP to help determine policing costs in the 2024 Annual Billing Statements.

Municipality	Household	Commercial & Industrial	Property Count
The Township of East Zorra - Tavistock	3181	147	3328

The Household count is reflected in your 2022 Year-end Analysis Report 5 (Household count), which you receive annually from MPAC, with adjustments to exclude Canadian Force Base (CFB) counts and timeshare units. The Commercial and Industrial counts reflect properties having designated Realty Tax Class and Realty Tax Qualifiers (RTC/RTQ) while excluding properties with structures such as towers, billboards, wind turbines, solar panels, oil or gas wells, international bridges or international tunnels. Please find the specific details on <http://www.opp.ca/billingmodel> (search for Property Count Definition document).

Please review the count for your municipality, considering the requirements defined in O. Reg 267/14, and if you continue to have any questions or concerns about your count, please contact your local MPAC Account Manager Municipal and Stakeholder Relations within 60 days from the issue date on this letter.

Any error in the 2022 year-end municipal property count determined as a result of your review, will be confirmed through MPAC and your 2024 municipal billing will be adjusted for the applicable changes.

Yours truly,

Phil Whitton, Superintendent
Bureau Commander
Municipal Policing Bureau

OPP 2024 Annual Billing Statement**East Zorra-Tavistock Tp****Estimated costs for the period January 1 to December 31, 2024**Please refer to www.opp.ca for 2024 Municipal Policing Billing General Information summary for further details.

			Cost per Property \$	Total Cost \$
Base Service	Property Counts			
	Household	3,181		
	Commercial and Industrial	147		
	Total Properties	<u>3,328</u>	165.59	551,072
Calls for Service	(see summaries)			
	Total all municipalities	183,003,471		
	Municipal portion	0.2011%	110.59	368,043
Overtime	(see notes)		9.73	32,370
Contract Enhancements	(see summary)		56.14	186,840
Prisoner Transportation	(per property cost)		1.12	3,727
Total 2024 Estimated Cost			<u>343.16</u>	<u>1,142,052</u>
2022 Year-End Adjustment	(see summary)			(31,786)
Grand Total Billing for 2024				<u>1,110,266</u>
2024 Monthly Billing Amount				92,522

OPP 2024 Annual Billing Statement

East Zorra-Tavistock Tp

Estimated costs for the period January 1 to December 31, 2024

Notes to Annual Billing Statement

- 1) Municipal Base Services and Calls for Service Costs - The costs allocated to municipalities are determined based on the costs assigned to detachment staff performing municipal policing activities across the province. A statistical analysis of activity in detachments is used to determine the municipal policing workload allocation of all detachment-based staff as well as the allocation of the municipal workload between base services and calls for service activity. For 2024 billing purposes the allocation of the municipal workload in detachments has been calculated to be 50.4 % Base Services and 49.6 % Calls for Service. The total 2024 Base Services and Calls for Service cost calculation is detailed on the Base Services and Calls for Service Cost Summary included in the municipal billing package.
- 2) Base Services - The cost to each municipality is determined by the number of properties in the municipality and the standard province-wide average cost per property of \$165.59 estimated for 2024. The number of municipal properties is determined based on MPAC data. The calculation of the standard province-wide base cost per property is detailed on Base Services and Calls for Service Cost Summary included in the municipal billing package.
- 3) Calls for Service - The municipality's Calls for Service cost is a proportionate share of the total cost of municipal calls for service costs calculated for the province. A municipality's proportionate share of the costs is based on weighted time standards applied to the historical billable calls for service. The municipality's total weighted time is calculated as a percentage of the total of all municipalities.
- 4) Overtime - Municipalities are billed for overtime resulting from occurrences in their geographic area and a portion of overtime that is not linked specifically to a municipality, such as training. Municipalities are not charged for overtime identified as a provincial responsibility. The overtime activity for the calendar years 2019, 2020, 2021 and 2022 has been analyzed and averaged to estimate the 2024 costs. The costs incorporate the estimated 2024 salary rates and a discount to reflect overtime paid as time in lieu. The overtime costs incurred in servicing detachments for shift shortages have been allocated on a per property basis based on straight time. Please be advised that these costs will be reconciled to actual 2024 hours and salary rates and included in the 2026 Annual Billing Statement.
- 5) Court Security and Prisoner Transportation (CSPT) - Municipalities with court security responsibilities in local courthouses are billed court security costs based on the cost of the staff required to provide designated court security activities. Prisoner transportation costs are charged to all municipalities based on the standard province-wide per property cost. The 2024 costs have been estimated based on the 2022 activity levels. These costs will be reconciled to the actual cost of service required in 2024.

There was no information available about the status of 2024 Court Security Prisoner Transportation Grant Program at the time of the Annual Billing Statement preparation.
- 6) Year-end Adjustment - The 2022 adjustment accounts for the difference between the amount billed based on the estimated cost in the Annual Billing Statement and the reconciled cost in the Year-end Summary. The most significant year-end adjustments are resulting from the cost of actual versus estimated municipal requirements for overtime, contract enhancements and court security.

OPP 2024 Estimated Base Services and Calls for Service Cost Summary

Estimated Costs for the period January 1, 2024 to December 31, 2024

Salaries and Benefits		Positions	Base		Total Base Services and Calls for Service	Base Services	Calls for Service
		FTE	%	\$/FTE	\$	\$	\$
Uniform Members	Note 1						
Inspector		26.21	100.0	170,155	4,459,769	4,459,769	-
Staff Sergeant-Detachment Commander.		9.14	100.0	152,475	1,393,620	1,393,620	-
Staff Sergeant		36.76	100.0	142,419	5,235,312	5,235,312	-
Sergeant		222.37	50.4	127,275	28,302,242	14,275,214	14,027,027
Constable.		1,613.61	50.4	108,173	174,548,615	88,038,548	86,510,067
Part-Time Constable		15.08	50.4	86,989	1,311,789	661,984	649,805
Total Uniform Salaries		1,923.17			215,251,347	114,064,447	101,186,900
Statutory Holiday Payout				5,132	9,792,492	5,122,546	4,669,947
Shift Premiums				1,130	2,091,727	1,055,028	1,036,699
Uniform Benefits - Inspector.				26.47%	1,180,501	1,180,501	-
Uniform Benefits - Full-Time Salaries.				32.44%	67,955,243	35,341,010	32,614,233
Uniform Benefits - Part-Time Salaries.				15.71%	206,082	103,998	102,084
Total Uniform Salaries & Benefits					296,477,393	156,867,530	139,609,863
Detachment Civilian Members	Note 1						
Detachment Administrative Clerk		168.12	50.4	68,433	11,505,025	5,803,153	5,701,872
Detachment Operations Clerk		2.08	50.4	64,421	133,996	67,642	66,354
Detachment Clerk - Typist		1.06	50.4	56,545	59,938	29,969	29,969
Court Officer - Administration.		25.63	50.4	69,834	1,789,843	902,952	886,891
Crimestoppers Co-ordinator		0.83	50.4	65,987	54,769	27,715	27,055
Cadet.		0.68	50.4	46,454	31,588	15,794	15,794
Total Detachment Civilian Salaries		198.40			13,575,160	6,847,226	6,727,934
Civilian Benefits - Full-Time Salaries				33.98%	4,612,839	2,326,687	2,286,152
Total Detachment Civilian Salaries & Benefits					18,187,999	9,173,913	9,014,086
Support Costs - Salaries and Benefits							
Communication Operators				6,228	11,977,503	6,263,811	5,713,692
Prisoner Guards				1,996	3,838,647	2,007,477	1,831,170
Operational Support				6,080	11,692,874	6,114,960	5,577,914
RHQ Municipal Support				2,751	5,290,641	2,766,818	2,523,822
Telephone Support				141	271,167	141,811	129,356
Office Automation Support				875	1,682,774	880,031	802,743
Mobile and Portable Radio Support				282	546,587	285,768	260,819
Total Support Staff Salaries and Benefits Costs					35,300,192	18,460,676	16,839,516
Total Salaries & Benefits					349,965,584	184,502,118	165,463,465
Other Direct Operating Expenses	Note 2						
Communication Centre				155	298,091	155,891	142,200
Operational Support				1,018	1,957,787	1,023,854	933,934
RHQ Municipal Support				212	407,712	213,219	194,493
Telephone				1,582	3,042,455	1,591,097	1,451,358
Mobile Radio Equipment Repairs & Maintenance				147	284,923	148,964	135,959
Office Automation - Uniform				3,019	5,806,050	3,036,359	2,769,691
Office Automation - Civilian				1,154	228,954	115,088	113,865
Vehicle Usage				9,975	19,183,621	10,032,356	9,151,265
Detachment Supplies & Equipment				548	1,053,897	551,151	502,746
Uniform & Equipment				2,305	4,467,666	2,335,795	2,131,871
Uniform & Equipment - Court Officer				994	25,476	12,852	12,624
Total Other Direct Operating Expenses					36,756,632	19,216,626	17,540,006
Total 2024 Municipal Base Services and Calls for Service Cost					\$ 386,722,216	\$ 203,718,745	\$ 183,003,471
Total OPP-Policed Municipal Properties						1,230,286	
Base Services Cost per Property						\$ 165.59	

OPP 2024 Estimated Base Services and Calls for Service Cost Summary**Estimated Costs for the period January 1, 2024 to December 31, 2024****Notes:**

Total Base Services and Calls for Service Costs are based on the cost of salary, benefit, support and other direct operating expenses for staff providing policing services to municipalities. Staff is measured in full-time equivalent (FTE) units and the costs per FTE are described in the notes below.

- 1) Full-time equivalents (FTEs) are based on average municipal detachment staffing levels for the years 2019 through 2022. Contract enhancements, court security, prisoner transportation and cleaning staff are excluded.

The equivalent of 88.28 FTEs with a cost of \$15,971,805 has been excluded from municipal costs to reflect the average municipal detachment FTEs required for provincially-mandated responsibilities eligible for Provincial Service Usage credit.

Salary rates are based on weighted average rates for municipal detachment staff by rank, level, and classification. The 2024 salaries are estimated with an effective overall general salary rate increase of 2.01% applied to the 2022 rates in the 2019 to 2022 OPPA Uniform and Civilian Collective Agreements, updated agreement negotiations are underway. The rate increase represents a 1% overall general salary rate increases applied for the 2023 and 2024 calendar years. The 2023 and 2024 salary costs will be reconciled based on rates set in applicable collective agreement settlements. The benefit rates are estimated based on the most recent rates set by the Treasury Board Secretariat, (2023-24). Statutory Holiday Payouts, Shift Premiums, and Benefit costs are subject to reconciliation.

FTEs have been apportioned between Base Services and Calls for Service costs based on the current ratio, 50.4% Base Services : 49.6% Calls for Service.

- 2) Support Staff Costs and Other Direct Operating Expenses for uniform FTEs are calculated on a per FTE basis as per rates set in the 2023 Municipal Policing Cost-Recovery Formula.

OPP 2024 Calls for Service Billing Summary

East Zorra-Tavistock Tp

Estimated costs for the period January 1 to December 31, 2024

Calls for Service Billing Workgroups	Calls for Service Count					2024 Average Time Standard	Total Weighted Time	% of Total Provincial Weighted Time	2024 Estimated Calls for Service Cost
	2019	2020	2021	2022	Four Year Average				
					A	B	C = A * B		
	Note 1							Note 2	Note 3
Drug Possession	3	3	1	0	2	6.9	12	0.0007%	1,216
Drugs	1	0	0	0	0	80.6	20	0.0011%	2,028
Operational	411	449	401	363	406	3.8	1,543	0.0849%	155,310
Operational 2	284	108	110	77	145	1.5	217	0.0119%	21,857
Other Criminal Code Violations	11	16	21	6	14	7.3	99	0.0054%	9,921
Property Crime Violations	147	114	105	124	123	6.3	772	0.0425%	77,690
Statutes & Acts	53	47	52	49	50	3.5	176	0.0097%	17,705
Traffic	120	109	81	109	105	3.8	398	0.0219%	40,071
Violent Criminal Code	33	34	25	17	27	15.4	420	0.0231%	42,245
Municipal Totals	1,063	880	796	745	871		3,656	0.2011%	\$368,043

Provincial Totals (Note 4)

Calls for Service Billing Workgroups	Calls for Service Count					2024 Average Time Standard	Total Weighted Time	% of Total Provincial Weighted Time	2024 Estimated Calls for Service Cost
	2019	2020	2021	2022	Four Year Average				
					A	B	C = A * B		
	Note 1							Note 2	Note 3
Drug Possession	2,613	2,790	2,966	2,473	2,711	6.9	18,702	1.0288%	1,882,731
Drugs	880	1,130	1,049	794	963	80.6	77,638	4.2708%	7,815,625
Operational	171,990	177,344	179,926	175,732	176,248	3.8	669,742	36.8416%	67,421,351
Operational 2	119,115	47,881	48,223	46,150	65,342	1.5	98,013	5.3916%	9,866,770
Other Criminal Code Violations	12,263	12,075	12,067	12,166	12,143	7.3	88,642	4.8761%	8,923,384
Property Crime Violations	52,344	46,517	47,206	48,643	48,678	6.3	306,668	16.8694%	30,871,552
Statutes & Acts	28,234	31,126	32,714	32,603	31,169	3.5	109,092	6.0010%	10,982,066
Traffic	38,738	32,001	34,658	38,679	36,019	3.8	136,872	7.5291%	13,778,594
Violent Criminal Code	20,497	19,283	19,967	21,429	20,294	15.4	312,528	17.1917%	31,461,399
Provincial Totals	446,674	370,147	378,776	378,669	393,567		1,817,899	100%	\$183,003,471

Notes to Calls for Service Billing Summary

- 1) Displayed without decimal places, exact numbers used in calculations
- 2) Displayed to four decimal places, nine decimal places used in calculations
- 3) Total costs rounded to zero decimals
- 4) Provincial Totals exclude data for dissolutions and post-2020 municipal police force amalgamations.

This page intentionally left blank

OPP 2024 Calls for Service Details
East Zorra-Tavistock Tp
For the calendar years 2019 to 2022

Calls for Service Billing Workgroups	Calls for Service Count				Four Year Average
	2019	2020	2021	2022	
Grand Total	1,063	880	796	745	871.00
Drug Possession	3	3	1	0	1.75
Drug Related Occurrence	2	3	0	0	1.25
Possession - Cocaine	0	0	1	0	0.25
Possession - Methamphetamine (Crystal Meth)	1	0	0	0	0.25
Drugs	1	0	0	0	0.25
Cultivate/Propagate/Harvest cannabis by adult	1	0	0	0	0.25
Operational	411	449	401	363	406.00
Accident - non-MVC - Industrial	0	0	1	0	0.25
Accident - non-MVC - Residential	1	0	0	0	0.25
Alarm - Others	7	0	2	0	2.25
Animal - Bite	2	1	0	5	2.00
Animal - Dog Owners Liability Act	1	3	1	2	1.75
Animal - Injured	3	9	4	9	6.25
Animal - Left in Vehicle	1	0	0	0	0.25
Animal - Master Code	1	0	0	0	0.25
Animal - Other	21	5	0	3	7.25
Animal - Rabid	2	0	0	0	0.50
Animal - Stray	8	3	6	8	6.25
Assist Fire Department	7	3	6	3	4.75
Assist Public	95	108	107	83	98.25
By-Law - Master Code	0	0	0	1	0.25
Distressed / Overdue Motorist	2	0	1	0	0.75
Dogs By-Law	1	0	0	1	0.50
Domestic Disturbance	25	56	38	28	36.75
Family Dispute	30	45	39	29	35.75
Fire - Building	11	1	6	9	6.75
Fire - Master Code	0	0	1	0	0.25
Fire - Other	2	1	0	1	1.00
Fire - Vehicle	4	1	1	1	1.75
Found - Bicycles	3	0	0	0	0.75
Found - Household Property	0	1	0	0	0.25
Found - Others	5	1	0	0	1.50
Found - Personal Accessories	7	0	0	1	2.00
Found - Radio, TV, Sound-Reprod. Equip.	0	1	0	0	0.25
Found Property - Master Code	4	7	9	5	6.25
Insecure Condition - Building	1	0	0	0	0.25
Insecure Condition - Master Code	1	2	3	2	2.00
Insecure Condition - Others	0	0	0	1	0.25
Insecure Condition - Vehicle	0	0	0	1	0.25
Lost - Household Property	1	0	0	0	0.25
Lost - License Plate	0	1	3	0	1.00
Lost - Others	1	0	1	2	1.00
Lost - Personal Accessories	0	0	3	2	1.25
Lost Property - Master Code	2	2	4	1	2.25

OPP 2024 Calls for Service Details
East Zorra-Tavistock Tp
For the calendar years 2019 to 2022

Calls for Service Billing Workgroups	Calls for Service Count				Four Year Average
	2019	2020	2021	2022	
Medical Assistance - Other	2	0	0	1	0.75
Missing Person - Master Code	0	0	0	1	0.25
Missing Person 12 & older	1	1	1	0	0.75
Missing Person Located 12 & older	2	1	2	1	1.50
Missing Person Located Under 12	0	1	1	1	0.75
Missing Person under 12	0	0	2	0	0.50
Neighbour Dispute	25	41	29	26	30.25
Noise By-Law	1	2	2	0	1.25
Noise Complaint - Animal	2	3	0	2	1.75
Noise Complaint - Business	0	1	0	0	0.25
Noise Complaint - Master Code	1	13	19	23	14.00
Noise Complaint - Others	2	1	0	2	1.25
Noise Complaint - Residence	9	1	5	0	3.75
Other Municipal By-Laws	8	7	7	9	7.75
Overdose/Suspected Overdose	0	0	1	0	0.25
Phone - Master Code	0	0	1	0	0.25
Phone - Nuisance - No Charges Laid	5	5	4	0	3.50
Phone - Other - No Charges Laid	1	0	1	3	1.25
Phone - Threatening - No Charges Laid	0	1	1	0	0.50
Sudden Death - Accidental	1	1	0	0	0.50
Sudden Death - Natural Causes	3	2	6	9	5.00
Sudden Death - Others	1	0	3	0	1.00
Sudden Death - Suicide	2	1	0	0	0.75
Suspicious Package	1	0	0	0	0.25
Suspicious Person	43	36	29	38	36.50
Suspicious vehicle	21	41	24	27	28.25
Text- related Incident (Texting)	1	0	2	0	0.75
Traffic By-Law	2	3	2	5	3.00
Trouble with Youth	12	17	13	9	12.75
Unwanted Persons	6	6	6	5	5.75
Vehicle Recovered - All Terrain Vehicles	2	2	0	0	1.00
Vehicle Recovered - Automobile	4	4	3	2	3.25
Vehicle Recovered - Farm Vehicles	1	0	0	0	0.25
Vehicle Recovered - Master Code	0	2	0	0	0.50
Vehicle Recovered - Motorcycles	1	2	0	0	0.75
Vehicle Recovered - Other	2	0	0	1	0.75
Vehicle Recovered - Trucks	0	3	1	0	1.00
Operational 2	284	108	110	77	144.75
911 call - Dropped Cell	89	9	6	8	28.00
911 call / 911 hang up	88	17	27	13	36.25
911 hang up - Pocket Dial	29	0	0	0	7.25
False Alarm - Accidental Trip	9	0	0	0	2.25
False Alarm - Cancelled	18	0	0	0	4.50
False Alarm - Malfunction	6	0	1	0	1.75
False Alarm - Others	29	63	53	40	46.25

OPP 2024 Calls for Service Details
East Zorra-Tavistock Tp
For the calendar years 2019 to 2022

Calls for Service Billing Workgroups	Calls for Service Count				Four Year Average
	2019	2020	2021	2022	
False Holdup Alarm - Accidental Trip	0	4	6	1	2.75
Keep the Peace	16	15	17	15	15.75
Other Criminal Code Violations	11	16	21	6	13.50
Animals - Cruelty	0	1	0	1	0.50
Animals - Kill or injure	0	0	1	0	0.25
Bail Violations - Breach of Recognizance	0	2	0	1	0.75
Bail Violations - Fail To Comply	1	4	8	1	3.50
Bail Violations - Others	0	0	1	0	0.25
Breach of Firearms regulation - Unsafe Storage	0	0	1	0	0.25
Breach of Probation	1	1	3	1	1.50
Breach of Probation - In relation to children	1	0	0	0	0.25
Child Pornography - Possess child pornography	0	0	1	0	0.25
Common nuisance	0	0	1	0	0.25
Counterfeit Money - Others	1	0	0	0	0.25
Disturb the Peace	2	4	2	0	2.00
Indecent acts - Master Code	1	0	0	0	0.25
Indecent acts - Other	1	0	1	1	0.75
Nudity - public/private property	0	2	0	0	0.50
Obstruct Public Peace Officer	1	0	0	0	0.25
Offensive Weapons - Careless use of firearms	0	0	0	1	0.25
Offensive Weapons - Other Offensive Weapons	1	0	1	0	0.50
Public Mischief - mislead peace officer	0	0	1	0	0.25
Trespass at Night	1	1	0	0	0.50
Utter Threats to Property / Animals	0	1	0	0	0.25
Property Crime Violations	147	114	105	124	122.50
Break & Enter	23	18	9	16	16.50
Break & Enter - Firearms	1	0	2	1	1.00
Break & Enter - steal firearm from motor vehicle	0	0	1	0	0.25
Fraud - False Pretence Over \$5,000	0	0	1	1	0.50
Fraud - False Pretence Under \$5,000	2	0	2	0	1.00
Fraud - Forgery & Uttering	0	0	2	0	0.50
Fraud - Fraud through mails	0	1	0	0	0.25
Fraud - Master Code	1	0	1	1	0.75
Fraud - Money/property/security Over \$5,000	1	0	7	3	2.75
Fraud - Money/property/security Under \$5,000	16	6	8	10	10.00
Fraud - Other	6	7	5	4	5.50
Fraud - Steal/Forge/Poss./Use Credit Card	1	3	1	1	1.50
Fraud - Transportation	0	0	0	1	0.25
Identity Fraud	1	1	2	1	1.25
Interfere with lawful use, enjoyment of property	0	1	1	3	1.25
Mischief	18	17	19	15	17.25
Mischief Graffiti - Non-Gang Related	4	2	0	0	1.50
Possession of Stolen Goods over \$5,000	1	2	2	2	1.75
Possession of Stolen Goods under \$5,000	1	0	0	1	0.50
Property Damage	5	1	5	8	4.75

OPP 2024 Calls for Service Details
East Zorra-Tavistock Tp
For the calendar years 2019 to 2022

Calls for Service Billing Workgroups	Calls for Service Count				Four Year Average
	2019	2020	2021	2022	
Theft Over - Master Code	0	0	1	0	0.25
Theft from Motor Vehicles Over \$5,000	0	0	1	1	0.50
Theft from Motor Vehicles Under \$5,000	13	11	6	19	12.25
Theft of - All Terrain Vehicles	1	0	0	0	0.25
Theft of - Automobile	2	1	1	1	1.25
Theft of - Construction Vehicles	0	2	0	0	0.50
Theft of - Farm Vehicles	1	0	0	0	0.25
Theft of - Mail	0	0	0	1	0.25
Theft of - Motorcycles	1	0	0	1	0.50
Theft of - Other Motor Vehicles	0	0	1	1	0.50
Theft of - Trucks	3	4	0	1	2.00
Theft of Motor Vehicle	5	7	3	6	5.25
Theft Over \$5,000 - Bicycles	0	1	0	0	0.25
Theft Over \$5,000 - Farm Agricultural Livestock	1	0	0	0	0.25
Theft Over \$5,000 - Farm Agricultural Produce	0	1	0	0	0.25
Theft Over \$5,000 - Farm Equipment	0	0	1	2	0.75
Theft Over \$5,000 - Other Theft	2	1	1	0	1.00
Theft Over \$5,000 - Trailers	2	1	1	2	1.50
Theft Under \$5,000 - Bicycles	1	2	0	0	0.75
Theft Under \$5,000 - Boat (Vessel)	0	0	0	1	0.25
Theft Under \$5,000 - Building	1	1	0	0	0.50
Theft Under \$5,000 - Construction Site	0	1	2	1	1.00
Theft Under \$5,000 - Farm Agricultural Produce	1	0	0	0	0.25
Theft Under \$5,000 - Farm Equipment	1	0	0	0	0.25
Theft Under \$5,000 - Gasoline Drive-off	12	5	3	7	6.75
Theft Under \$5,000 - Master Code	0	2	0	2	1.00
Theft Under \$5,000 - Other Theft	15	11	10	9	11.25
Theft Under \$5,000 - Persons	1	0	0	0	0.25
Theft Under \$5,000 - Trailers	0	3	2	0	1.25
Theft Under \$5,000 Shoplifting	3	1	3	1	2.00
Willful act / Omission likely to cause mischief	0	0	1	0	0.25
Statutes & Acts	53	47	52	49	50.25
Children's Law Reform Act - Other	1	0	0	0	0.25
Custody Dispute	0	2	0	0	0.50
Family Law Act - Custody/Access order	1	0	0	0	0.25
Landlord / Tenant	20	11	5	8	11.00
Mental Health Act	10	13	19	16	14.50
Mental Health Act - Apprehension	0	2	1	5	2.00
Mental Health Act - Attempt Suicide	1	2	1	2	1.50
Mental Health Act - No contact with Police	1	1	0	3	1.25
Mental Health Act - Placed on Form	1	3	3	1	2.00
Mental Health Act - Threat of Suicide	5	6	7	6	6.00
Mental Health Act - Voluntary Transport	2	1	1	1	1.25
Trespass To Property Act	11	6	15	7	9.75
Traffic	120	109	81	109	104.75

OPP 2024 Calls for Service Details
East Zorra-Tavistock Tp
For the calendar years 2019 to 2022

Calls for Service Billing Workgroups	Calls for Service Count				Four Year Average
	2019	2020	2021	2022	
MVC - Fatal (Motor Vehicle Collision)	3	1	1	0	1.25
MVC - Others (Motor Vehicle Collision)	0	1	0	1	0.50
MVC - Pers. Inj. Failed to Remain (Motor Vehicle Collision)	0	2	0	0	0.50
MVC - Personal Injury (Motor Vehicle Collision)	16	13	4	9	10.50
MVC - Prop. Dam. Failed to Remain (Motor Vehicle Collision)	8	5	1	5	4.75
MVC - Prop. Dam. Non Reportable (Motor Vehicle Collision)	33	28	28	26	28.75
MVC - Prop. Dam. Reportable (Motor Vehicle Collision)	60	59	47	67	58.25
MVC (Motor Vehicle Collision) - Master Code	0	0	0	1	0.25
Violent Criminal Code	33	34	25	17	27.25
Assault - Level 1	19	18	12	5	13.50
Assault Peace Officer	0	1	0	0	0.25
Assault With Weapon or Causing Bodily Harm - Level 2	1	4	6	3	3.50
Criminal Harassment	3	1	3	1	2.00
Indecent / Harassing Communications	1	0	0	0	0.25
Robbery - Other	0	0	0	1	0.25
Sexual Assault	2	3	1	5	2.75
Sexual Interference	0	1	0	0	0.25
Utter Threats - Master Code	0	1	0	0	0.25
Utter Threats to Person	7	5	3	2	4.25

This page intentionally left blank

OPP 2024 Estimated Contract Enhancement Cost Summary

Page 19

East Zorra-Tavistock Tp

Estimated cost for the period January 1 to December 31, 2024

2023 Cost Recovery Formula

Salaries and Benefits

	Positions	\$/FTE	\$ Total
Uniform Members	Note 1		
Constable.	1.00	108,173	108,173
Total Uniform Salaries	1.00		108,173
Statutory Holiday Payout		5,132	5,132
Shift Premiums		1,130	1,130
Uniform Benefits - Full-Time Salaries.	32.44%		35,091
Total Uniform Salaries & Benefits			149,526
Support Costs - Salaries and Benefits			
Communication Operators		6,228	6,228
Prisoner Guards		1,996	1,996
Operational Support		6,080	6,080
RHQ Municipal Support		2,751	2,751
Telephone Support		141	141
Office Automation Support		875	875
Mobile and Portable Radio Support		282	282
Total Support Staff Salaries and Benefits Costs			18,353
Total Salaries & Benefits			167,879
Other Direct Operating Expenses			
Communication Centre		155	155
Operational Support		1,018	1,018
RHQ Municipal Support		212	212
Telephone		1,582	1,582
Mobile Radio Equipment Repairs & Maintenance		147	147
Office Automation - Uniform		3,019	3,019
Vehicle Usage		9,975	9,975
Detachment Supplies & Equipment		548	548
Uniform & Equipment		2,305	2,305
Total Other Direct Operating Expenses			18,961
Total 2024 Estimated Enhancement Cost			\$ 186,840
Total OPP-Policed Properties			3,328
Cost Per Property			\$ 56.14

East Zorra-Tavistock Tp

Estimated cost for the period January 1 to December 31, 2024

Notes:

- 1) Salary rates are based on weighted average rates for municipal detachment staff by rank, level, and classification. The 2024 salaries are estimated with an effective overall general salary rate increase of 2.01% applied to the 2022 rates in the 2019 to 2022 OPPA Uniform and Civilian Collective Agreements, updated agreement negotiations are underway. The rate increase represents a 1% overall general salary rate increases applied for the 2023 and 2024 calendar years. The 2023 and 2024 salary costs will be reconciled based on rates set in applicable collective agreement settlements. The benefit rates are estimated based on the most recent rates set by the Treasury Board Secretariat, (2023-24). Statutory Holiday Payouts, Shift Premiums, and Benefit costs are subject to reconciliation. In 2024, the reconciliation for hours of service provided will be based on the updated availability factor of 1,381 hours per year.

OPP 2022 Reconciled Year-End Summary**East Zorra-Tavistock Tp****Reconciled cost for the period January 1 to December 31, 2022**

			Cost per Property \$	Reconciled Cost \$	Estimated Cost \$
Base Service	Property Counts				
	Household	2,991			
	Commercial and Industrial	144			
	Total Properties	<u>3,135</u>	172.74	541,548	539,444
Calls for Service					
	Total all municipalities	177,916,859			
	Municipal portion	0.2210%	125.40	393,144	390,911
Overtime			12.50	39,201	24,640
Contract Enhancements	(see summary)		41.54	130,223	178,934
Prisoner Transportation	(per property cost)		1.08	3,386	5,361
Total 2022 Costs			<u>353.27</u>	<u>1,107,501</u>	<u>1,139,290</u>
2022 Billed Amount				<u>1,139,287</u>	
2022 Year-End-Adjustment				<u>(31,786)</u>	

Notes

The Year-End Adjustment above is included as an adjustment on the 2024 Billing Statement.

This amount is incorporated into the monthly invoice amount for 2024.

The difference between the estimated and billed amount is due to rounding the bills to the nearest dollar throughout the year.

This page intentionally left blank

OPP 2022 Reconciled Contract Enhancement Cost Summary

East Zorra-Tavistock Tp

Reconciled cost for the period January 1 to December 31, 2022

2021 Cost Recovery Formula

Salaries and Benefits

	Positions	\$/FTE	Total \$
Uniform Members	Note 1		
Constable.	1.00	106,938	106,938
Total Uniform Salaries	1.00		106,938
Statutory Holiday Payout		5,018	5,018
Shift Premiums		1,126	1,126
Uniform Benefits - Full-Time Salaries.		31.57%	33,760
Total Uniform Salaries & Benefits			146,842
Support Costs - Salaries and Benefits			
Communication Operators		6,832	6,832
Prisoner Guards		2,016	2,016
Operational Support		5,154	5,154
RHQ Municipal Support		2,720	2,720
Telephone Support		119	119
Office Automation Support		673	673
Mobile and Portable Radio Support		312	312
Total Support Staff Salaries and Benefits Costs			17,826
Total Salaries & Benefits			164,668
Other Direct Operating Expenses			
Communication Centre		178	178
Operational Support		802	802
RHQ Municipal Support		118	118
Telephone		1,615	1,615
Mobile Radio Equipment Repairs & Maintenance . . .		39	39
Office Automation - Uniform		2,545	2,545
Vehicle Usage		8,750	8,750
Detachment Supplies & Equipment		456	456
Uniform & Equipment	Note 2	2,178	865
Total Other Direct Operating Expenses			15,368
Sub-Total Enhancement Cost			\$ 180,036
Contractual Hours Reduction, If Applicable	Note 3		(49,813)
Total 2022 Reconciled Enhancement Cost			\$ 130,223

OPP 2022 Reconciled Contract Enhancement Cost Summary**East Zorra-Tavistock Tp****Reconciled cost for the period January 1 to December 31, 2022****Notes:**

- 1) Salary rates are based on weighted average rates for municipal detachment staff by rank, level and classification. The 2022 salaries incorporate the 2022 general salary rate increases set in the 2019 to 2022 OPPA Uniform and Civilian Collective Agreements, (uniform staff - 1.85%, civilian staff - 1.0%). The benefit rates are based on the most recent rates set by the Treasury Board Secretariat, (2022-23).
- 2) Uniform & Equipment annual cost is \$2,102 per uniformed member. A credit is applied for the first full year for each new enhancement officer, as initial costs are charged in the first year. This position was filled August 9, 2021. Uniform & Equipment annual cost is pro-rated in 2022 for the period from August 9, 2022 onward.
- 3) The municipality receives an under hours credit in the amount of \$49,813. This credit is calculated using the number of hours below as follows: minimum hours required in contract, 1,417 contractual hours less 1,025 hours provided = shortfall of 392 hours, divided by the total contractual hours multiplied by the total uniform policing costs exclusive of overtime: \$180,036.

Contractual Hours Calculation

Billable Uniform Contract Enhancement Hours Worked			1,112
Calls For Service Hours Removed			(87)
Total Uniform Enhancement Hours Worked In Contract			<u>1,025</u>
Minimum Hours Required in Contract	1.00	FTEs x 1417	1,417
Total Hours Below Minimum Hours Required			(392)
Total Percentage Reduction (392 / 1417)			27.67%
X (Uniform Salaries + Uniform related ODOE)		X	<u>180,036</u>
Reduction Applied:			<u>\$ (49,813)</u>



Oxford Detachment



East Zorra-Tavistock Police Services Board Report



September 2023

Police Services Board Report for East Zorra-Tavistock
2023/Sep

Public Complaints	
Policy	0
Service	0
Conduct	0

Date information collected from Professional Standards Bureau Commander Reports: 2023-10-12

Data Source

Ontario Provincial Police, Professional Standards Bureau Commander Reports

- Includes all public policy, service and conduct complaints submitted to the Office of the Independent Police Review Director (OIPRD)

Secondary Employment
0

Daily Activity Reporting Patrol Hours	
Total Hours	2023/Sep
Number of Cruiser Patrol Hours	249.00
Number of Motorcycle Patrol Hours	0.00
Number of Marine Patrol Hours	0.00
Number of ATV Patrol Hours	0.00
Number of Snowmobile Patrol Hours	0.00
Number of Bicycle Patrol Hours	0.00
Number of Foot Patrol Hours	19.25
Number of School Patrol Hours	0.00

Data source (Daily Activity Reporting System) date: 2023/10/07

Staffing Updates

Detachment Initiatives	
Number of Targeted Media Releases:	Sept 11, 2023 OPP Investigating Multiple Thefts
Crime and Traffic Campaigns/Initiatives:	Labour Day Long Weekend Fri Sep 01, 2023 - Mon Sep 04, 2023
Other:	Auxiliary - 6.5 Hours

Detachment: 6S - OXFORD

Location code(s): 6S00 - OXFORD

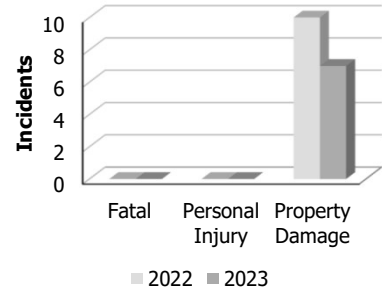
Area code(s): 6204 - East Zorra Tavistock (old association)

Report Generated by:
Mckinnon, Miriam

Report Generated on:
12-Oct-23 10:15:56 AM
PP-CSC-Operational Planning-4300

Police Services Board Report for 'East Zorra-Tavistock' Motor Vehicle Collisions
Records Management System
September 2023

Motor Vehicle Collisions by Type						
Incidents	September			Year to Date September		
	2022	2023	% Change	2022	2023	% Change
Fatal	0	0	N/C	0	1	N/C
Personal Injury	0	0	N/C	7	7	0.0%
Property Damage	10	7	-30.0%	61	59	-3.3%
Total	10	7	-30.0%	68	67	-1.5%



Data contained within this report is dynamic in nature and numbers will change over time as the Ontario Provincial Police continue to investigate and solve crime.

Data Utilized

Niche RMS All Offence Level Business Intelligence Cube

Detachment: 6S - OXFORD

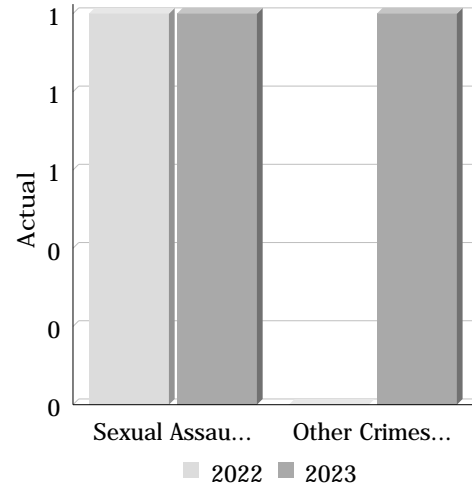
Area: East Zorra-Tavistock

Data source date: 2023/10/16

Police Services Board Report for East Zorra-Tavistock
Records Management System
September - 2023

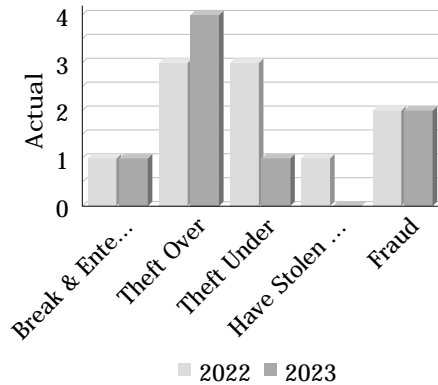
Violent Crime

Actual	September			Year to Date - September		
	2022	2023	% Change	2022	2023	% Change
Murder	0	0	--	0	0	--
Other Offences Causing Death	0	0	--	0	0	--
Attempted Murder	0	0	--	0	0	--
Sexual Assault	1	1	0.0%	4	3	-25.0%
Assault	0	0	--	6	8	33.3%
Abduction	0	0	--	0	0	--
Robbery	0	0	--	1	0	-100.0%
Other Crimes Against a Person	0	1	--	2	4	100.0%
Total	1	2	100.0%	13	15	15.4%



Property Crime

Actual	September			Year to Date - September		
	2022	2023	% Change	2022	2023	% Change
Arson	0	0	--	0	0	--
Break & Enter	1	1	0.0%	12	5	-58.3%
Theft Over	3	4	33.3%	13	12	-7.7%
Theft Under	3	1	-66.7%	24	15	-37.5%
Have Stolen Goods	1	0	-100.0%	2	0	-100.0%
Fraud	2	2	0.0%	16	16	0.0%
Mischief	0	0	--	12	16	33.3%
Total	10	8	-20.0%	79	64	-19.0%



Drug Crime

Actual	September			Year to Date - September		
	2022	2023	% Change	2022	2023	% Change
Possession	0	0	--	0	0	--
Trafficking	0	0	--	0	0	--
Importation and Production	0	0	--	0	0	--
Total	0	0	--	0	0	--



Detachment: 6S - OXFORD

Location code(s): 6S00 - OXFORD

Area code(s): 6204 - East Zorra Tavistock

Data source date:

2023/10/07

Report Generated by:

Mckinnon, Miriam

Report Generated on:

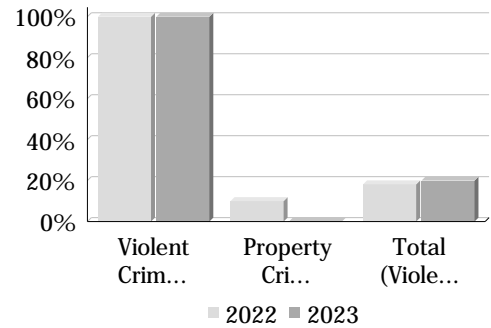
12-Oct-23 10:25:40 AM

PP-CSC-Operational Planning-4300

Police Services Board Report for East Zorra-Tavistock
Records Management System
September - 2023

Clearance Rate

Clearance Rate	September			Year to Date - September		
	2022	2023	Difference	2022	2023	Difference
Violent Crime	100.0%	100.0%	0.0%	53.8%	73.3%	19.5%
Property Crime	10.0%	0.0%	-10.0%	3.8%	6.2%	2.4%
Drug Crime	--	--	--	--	--	--
Total (Violent, Property & Drug)	18.2%	20.0%	1.8%	14.6%	22.0%	7.4%



Data contained within this report is dynamic in nature and numbers will change over time as the Ontario Provincial Police continue to investigate and solve crime.

Data Utilized

- Major Crimes
- Niche RMS All Offence Level Business Intelligence Cube

Detachment: 6S - OXFORD

Location code(s): 6S00 - OXFORD

Area code(s): 6204 - East Zorra Tavistock

Data source date:
2023/10/07

Report Generated by:
Mckinnon, Miriam

Report Generated on:
12-Oct-23 10:25:40 AM
PP-CSC-Operational Planning-4300

Police Services Board Report for Criminal and Provincial Offenses

East Zorra-Tavistock

September 2023

Provincial Offence Notices

Charge	Monthly Total	Total Year to Date
Impaired	0	6
Speeding	116	508
Distracted Driving (Handheld device, Careless driving, etc.)	0	9
Seatbelt	2	15
Criminal Code Traffic (excluding Impaired)	0	3
Criminal Code Non-Traffic	3	29
Moving Violations (Fail to Stop, Disobey Sign, Fail to Yield, Improper Turn, etc)	0	21
Non-moving Violations (Licence plate, Insurance, Valtag, etc)	9	58
Other Provincial Offence Statutes (Trespass, Liquor, Cannabis, etc)	0	3
CMV (Half load, insecure load, etc)	0	2
Total	130	654
Bylaw		
Bylaw Tickets (Parking, Noise, etc.)	0	1
Warnings	33	249



Calls For Service (CFS) Billing Summary Report

East Zorra Tavistock
September - 2023

Billing Categories (Billing categories below do not match traditional crime groupings)	2023				2022			
	September	Year to Date	Time Standard	Year To Date Weighted Hours	September	Year to Date	Time Standard	Year To Date Weighted Hours
Violent Criminal Code	2	15	15.8	237.0	1	13	15.8	205.4
Property Crime Violations	8	67	6.4	428.8	10	89	6.4	569.6
Other Criminal Code Violations (Excluding traffic)	0	11	7.5	82.5	0	4	7.5	30.0
Drug Possession	0	1	7.1	7.1	0	0		0.0
Statutes & Acts	3	37	3.4	125.8	6	33	3.4	112.2
Operational	34	237	3.8	900.6	30	278	3.8	1,056.4
Operational2	11	75	1.4	105.0	7	59	1.4	82.6
Traffic	7	64	3.7	236.8	10	79	3.7	292.3
Total	65	507		2,123.6	64	555		2,348.5

Note to Detachment Commanders:

- The content of each report is to be shared by the Detachment Commander only with the municipality for which it was generated. The municipality may treat this as a public document and distribute it as they wish.
- All data is sourced from the Niche RMS application. Included are 'reported' occurrences (actuals and unfounded occurrences) for 'billable' occurrences ONLY. Data is refreshed on a weekly basis.
- The Traffic category includes motor vehicle collision (MVC) occurrences entered into Niche (UCR code 8521). MVCs are NOT sourced from the eCRS application for this report.
- Only the primary violation is counted within an occurrence.
- Time standards displayed are for the 2023 billing period.

Note to Municipalities:

- Data contained within this report is dynamic in nature and numbers will change over time as the Ontario Provincial Police continues to investigate and solve crime.
- This report is NOT to be used for crime trend analysis as not all occurrences are included.
- Data groupings within this report do not match traditional crime groupings seen in other public reports such as the OPP Police Services Board reports or Statistics Canada reporting.



Coordinator: O.P.P. Constable Patti Cote
W.P.S. S/Pc Shaylyn Jackson
E-mail: oxfordcs@execulink.com
Web site: [http: www.oxfordcrimestoppers.com](http://www.oxfordcrimestoppers.com)

To: Board of Directors, Crime Stoppers of Oxford Inc.
Cc: Inspector Tony Hymers, Oxford OPP
Staff Sgt Jen Ormsby, Oxford OPP
Det/Sgt. Mike Haegens, Woodstock PS

Monthly Statistics for September 2023

37 Total Calls received this month.
12 Woodstock PS tips
21 OPP tips
5 Assigned/out to other Crime Stoppers programs or Agency
3 Not Assigned

STATS FOR OPP: TIPS RECEIVED PER ZONE

9 for Tillsonburg
7 for Ingersoll
1 for Zorra
2 for Norwich
0 for South-West Oxford
1 for East Zorra-Tavistock
1 for Blandford-Blenheim

Meetings/Events Attended This Month

Monthly meeting – September 12th

Jeep Show – Sept 9th
Art at the Inn – Sept 10th
Farm Show – Sept 12th to 14th
OPP Information Day – Sept 16th



Awareness

Media Relations:

- Patti and Shaylyn prepare media releases and social media posts for Woodstock City and Oxford OPP which are picked up by local media outlets

Fundraising:

Promotions:

Upcoming Events

Oct 10th – AGM for Oxford Crime Stoppers

Oct 19th – Hosting South West Zone Meeting at Elm Hurst

Oct 22nd – Poker Run

Nov 14th – Human Trafficking Awareness Event

Nov 18th – Invitation to participate in Ingersoll Christmas Parade as well as other local parades



Co-coordinator: OPP Cst. Patti Cote, WPS S/Pc Shaylyn Jackson
 Chairperson: Mr. Glen Blair

Statistics

	This Month	YTD	SI (1991)
Tips Received	37	230	11606
Arrests	0	1	2051
WPS Arrests	0	1	n/a
OPP Arrests	0	0	n/a
Other Arrests (Immigration)	0	0	0
Web Tips	26	155	1993(2006)
In-House	4	31	1684(2004)
Call Centre	10	61	2491(2004)
E-Transfer			1352 (2004)
Cases Cleared			
Total Cleared	0	17	1,451
Total Charges Laid	0	2	2,834
WPS Charges	0	2	n/a
OPP Charges	0	0	n/a
Rewards Approved	0	2	1501
Property Recovered	0	0	\$2,308,805
Narcotics recovered	0	1	\$8,756,659
		Total	\$11,045,464

Respectfully Submitted by
Patti Cote, Shaylyn Jackson
Police Co-coordinator
Crime Stoppers of Oxford
Oxford County O.P.P./Woodstock Police Service



Oxford Detachment



East Zorra-Tavistock Police Services Board Report



October 2023

Police Services Board Report for East Zorra-Tavistock
2023/Oct

Public Complaints	
Policy	0
Service	0
Conduct	0

Date information collected from Professional Standards Bureau Commander Reports: 2023-11-09

Data Source

Ontario Provincial Police, Professional Standards Bureau Commander Reports

- Includes all public policy, service and conduct complaints submitted to the Office of the Independent Police Review Director (OIPRD)

Secondary Employment
0

Daily Activity Reporting Patrol Hours	
Total Hours	2023/Oct
Number of Cruiser Patrol Hours	213.00
Number of Motorcycle Patrol Hours	0.00
Number of Marine Patrol Hours	0.00
Number of ATV Patrol Hours	0.00
Number of Snowmobile Patrol Hours	0.00
Number of Bicycle Patrol Hours	0.00
Number of Foot Patrol Hours	14.00
Number of School Patrol Hours	0.00

Data source (Daily Activity Reporting System) date: 2023/11/04

Staffing Updates

Detachment Initiatives	
Number of Targeted Media Releases:	Oct 27, 2023 Enforcement Efforts in East Zorra-Tavistock // Oct 31, 2023 OPP Investigate Single Vehicle Collision
Crime and Traffic Campaigns/Initiatives:	Operation Impact (Thanksgiving) Fri Oct 06, 2023 - Mon Oct 09, 2023

Detachment: 6S - OXFORD

Location code(s): 6S00 - OXFORD

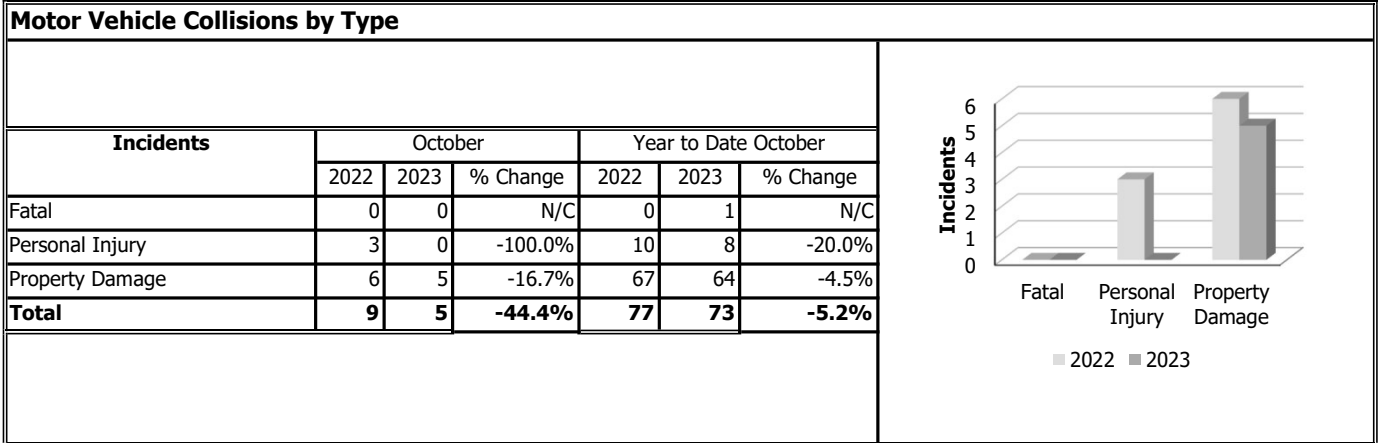
Area code(s): 6204 - East Zorra Tavistock (old association)

Report Generated by:
Mckinnon, Miriam

Report Generated on:
9-Nov-23 12:21:00 PM

PP-CSC-Operational Planning-4300

Police Services Board Report for 'East Zorra-Tavistock' Motor Vehicle Collisions
Records Management System
October 2023



Data contained within this report is dynamic in nature and numbers will change over time as the Ontario Provincial Police continue to investigate and solve crime.

Data Utilized

Niche RMS All Offence Level Business Intelligence Cube

Detachment: 6S - OXFORD

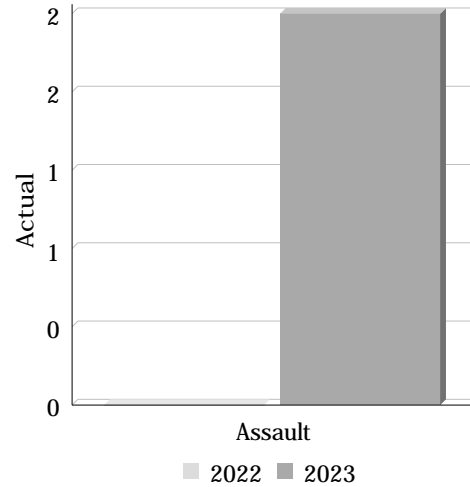
Area: East Zorra-Tavistock

Data source date: 2023/11/08

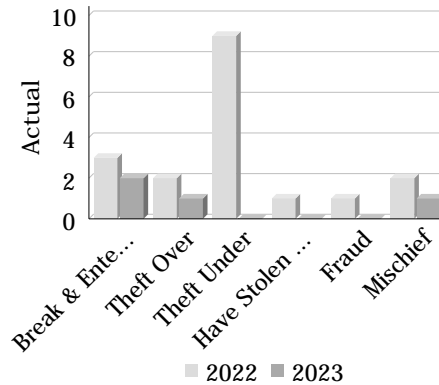
Police Services Board Report for East Zorra-Tavistock
Records Management System
October - 2023

Violent Crime


Actual	October			Year to Date - October		
	2022	2023	% Change	2022	2023	% Change
Murder	0	0	--	0	0	--
Other Offences Causing Death	0	0	--	0	0	--
Attempted Murder	0	0	--	0	0	--
Sexual Assault	0	0	--	4	2	-50.0%
Assault	0	2	--	6	10	66.7%
Abduction	0	0	--	0	0	--
Robbery	0	0	--	1	0	-100.0%
Other Crimes Against a Person	0	0	--	2	4	100.0%
Total	0	2	--	13	16	23.1%

**Property Crime**

Actual	October			Year to Date - October		
	2022	2023	% Change	2022	2023	% Change
Arson	0	0	--	0	0	--
Break & Enter	3	2	-33.3%	15	8	-46.7%
Theft Over	2	1	-50.0%	15	13	-13.3%
Theft Under	9	0	-100.0%	33	15	-54.5%
Have Stolen Goods	1	0	-100.0%	3	0	-100.0%
Fraud	1	0	-100.0%	17	19	11.8%
Mischief	2	1	-50.0%	14	17	21.4%
Total	18	4	-77.8%	97	72	-25.8%

**Drug Crime**

Actual	October			Year to Date - October		
	2022	2023	% Change	2022	2023	% Change
Possession	0	0	--	0	0	--
Trafficking	0	0	--	0	0	--
Importation and Production	0	0	--	0	0	--
Total	0	0	--	0	0	--



Detachment: 6S - OXFORD

Location code(s): 6S00 - OXFORD

Area code(s): 6204 - East Zorra Tavistock

Data source date:

2023/11/04

Report Generated by:

Mckinnon, Miriam

Report Generated on:

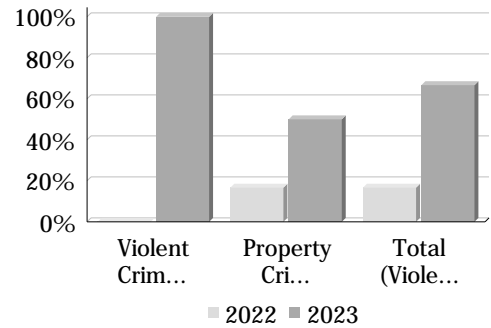
8-Nov-23 8:16:07 AM

PP-CSC-Operational Planning-4300

Police Services Board Report for East Zorra-Tavistock
Records Management System
October - 2023

Clearance Rate

Clearance Rate	October			Year to Date - October		
	2022	2023	Difference	2022	2023	Difference
Violent Crime	--	100.0%	--	53.8%	81.2%	27.4%
Property Crime	16.7%	50.0%	33.3%	6.2%	8.3%	2.1%
Drug Crime	--	--	--	--	--	--
Total (Violent, Property & Drug)	16.7%	66.7%	50.0%	14.9%	24.2%	9.3%



Data contained within this report is dynamic in nature and numbers will change over time as the Ontario Provincial Police continue to investigate and solve crime.

Data Utilized

- Major Crimes
- Niche RMS All Offence Level Business Intelligence Cube

Detachment: 6S - OXFORD

Location code(s): 6S00 - OXFORD

Area code(s): 6204 - East Zorra Tavistock

Data source date:
2023/11/04

Report Generated by:
Mckinnon, Miriam

Report Generated on:
8-Nov-23 8:16:07 AM
PP-CSC-Operational Planning-4300

Police Services Board Report for Criminal and Provincial Offenses

East Zorra-Tavistock

October 2023

Provincial Offence Notices

Charge	Monthly Total	Total Year to Date
Impaired	1	7
Speeding	101	609
Distracted Driving (Handheld device, Careless driving, etc.)	1	10
Seatbelt	1	16
Criminal Code Traffic (excluding Impaired)	0	3
Criminal Code Non-Traffic	6	35
Moving Violations (Fail to Stop, Disobey Sign, Fail to Yield, Improper Turn, etc)	5	26
Non-moving Violations (Licence plate, Insurance, Valtag, etc)	7	65
Other Provincial Offence Statutes (Trespass, Liquor, Cannabis, etc)	1	4
CMV (Half load, insecure load, etc)	0	2
Total	123	777
Bylaw		
Bylaw Tickets (Parking, Noise, etc.)	0	1
Warnings	55	304



Page 40
Calls For Service (CFS) Billing Summary Report

East Zorra Tavistock
October - 2023

Billing Categories (Billing categories below do not match traditional crime groupings)	2023					2022			
	October	Year to Date	Time Standard	Year To Date Weighted Hours		October	Year to Date	Time Standard	Year To Date Weighted Hours
Violent Criminal Code	2	16	15.8	252.8		0	13	15.8	205.4
Property Crime Violations	4	75	6.4	480.0		20	109	6.4	697.6
Other Criminal Code Violations (Excluding traffic)	2	13	7.5	97.5		1	5	7.5	37.5
Drug Possession	0	1	7.1	7.1		0	0		0.0
Statutes & Acts	8	45	3.4	153.0		7	40	3.4	136.0
Operational	21	261	3.8	991.8		31	309	3.8	1,174.2
Operational2	5	80	1.4	112.0		3	62	1.4	86.8
Traffic	4	70	3.7	259.0		8	87	3.7	321.9
Total	46	561		2,353.2		70	625		2,659.4

Note to Detachment Commanders:

- The content of each report is to be shared by the Detachment Commander only with the municipality for which it was generated. The municipality may treat this as a public document and distribute it as they wish.
- All data is sourced from the Niche RMS application. Included are 'reported' occurrences (actuals and unfounded occurrences) for 'billable' occurrences ONLY. Data is refreshed on a weekly basis.
- The Traffic category includes motor vehicle collision (MVC) occurrences entered into Niche (UCR code 8521). MVCs are NOT sourced from the eCRS application for this report.
- Only the primary violation is counted within an occurrence.
- Time standards displayed are for the 2023 billing period.

Note to Municipalities:

- Data contained within this report is dynamic in nature and numbers will change over time as the Ontario Provincial Police continues to investigate and solve crime.
- This report is NOT to be used for crime trend analysis as not all occurrences are included.
- Data groupings within this report do not match traditional crime groupings seen in other public reports such as the OPP Police Services Board reports or Statistics Canada reporting.



Coordinator: O.P.P. Constable Patti Cote
W.P.S. S/Pc Shaylyn Jackson
E-mail: oxfordcs@execulink.com
Web site: [http: www.oxfordcrimestoppers.com](http://www.oxfordcrimestoppers.com)

To: Board of Directors, Crime Stoppers of Oxford Inc.
Cc: Inspector Tony Hymers, Oxford OPP
Staff Sgt Jen Ormsby, Oxford OPP
Det/Sgt. Mike Haegens, Woodstock PS

Monthly Statistics for September 2023

30 Total Calls received this month.
15 Woodstock PS tips
9 OPP tips
6 Assigned/out to other Crime Stoppers programs or Agency
0 Not Assigned

STATS FOR OPP: TIPS RECEIVED PER ZONE

2 for Tillsonburg
2 for Ingersoll
0 for Zorra
2 for Norwich
0 for South-West Oxford
3 for East Zorra-Tavistock
0 for Blandford-Blenheim

Meetings/Events Attended This Month

Monthly meeting/AGM – October 10th

SW Zone Meeting – October 19th



Awareness

Media Relations:

- Patti and Shaylyn prepare media releases and social media posts for Woodstock City and Oxford OPP which are picked up by local media outlets

Fundraising:

Promotions:

Upcoming Events

Nov 14th – Monthly Meeting

Nov 14th – Human Trafficking Awareness Event

Nov 18th – Invitation to participate in Ingersoll Christmas Parade as well as other local parades



Co-coordinator: OPP Cst. Patti Cote, WPS S/Pc Shaylyn Jackson
 Chairperson: Mr. Glen Blair

Statistics

	This Month	YTD	SI (1991)
Tips Received	30	260	11636
Arrests	0	1	2051
WPS Arrests	0	1	n/a
OPP Arrests	0	0	n/a
Other Arrests (Immigration)	0	0	0
Web Tips	19	174	2012(2006)
In-House	6	37	1690(2004)
Call Centre	5	66	2496(2004)
E-Transfer			1352 (2004)
Cases Cleared			
Total Cleared	0	17	1,451
Total Charges Laid	0	2	2,834
WPS Charges	0	2	n/a
OPP Charges	0	0	n/a
Rewards Approved	0	2	1501
Property Recovered	0	0	\$2,308,805
Narcotics recovered	0	1	\$8,756,659
		Total	\$11,045,464

Respectfully Submitted by
Patti Cote, Shaylyn Jackson
Police Co-coordinator
Crime Stoppers of Oxford
Oxford County O.P.P./Woodstock Police Service

**Protocol for the Monitoring of the Performance of the Detachment
Commander**

Between

The Township of East Zorra-Tavistock Police Services Board

And the Ontario Provincial Police Regional Commander

WHEREAS the Township of East Zorra-Tavistock is required pursuant to Section 4(1) of the Police Services Act to provide adequate and effective police service in accordance with its needs;

AND WHEREAS the Township of East Zorra-Tavistock has entered into a contract with the Ministry of Community Safety and Correctional Services pursuant to Section 10(1) of the Police Services Act for the provision of police services for the municipality by the Ontario Provincial Police;


AND WHEREAS the municipality is required pursuant to Section 10(2) of the Police Services Act to have a Police Services Board;

AND WHEREAS the Township of East Zorra-Tavistock Police Services Board is required pursuant to Subsection 10(9)(d) of the Police Services Act to monitor the performance of the Detachment Commander

THEREFORE THE PARTIES HEREBY AGREE THAT

1. The Township of East Zorra-Tavistock Police Services Board shall provide the Ontario Provincial Police Regional Commander in January of each year with a report on the performance of the Detachment Commander;
2. The report shall indicate the Detachment Commander's performance as it directly relates to the responsibilities of the Board;
3. The Board shall include specific examples of unsatisfactory performance.

Approved by the Board:



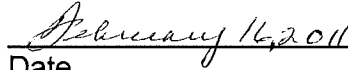
Robert Rudy
Chairperson

Approved by the Regional
Commander

Regional Commander



Brenda Junker
Secretary



Date

Date

Annual Performance Report

In accordance with Board responsibilities as per Section 10(9) of the Police Services Act the Board shall:

1. *Generally determine objectives and priorities for police services, after consultation with the detachment commander or his or her designate;*

The Detachment Commander consistently provides the Board with the necessary information, support, and personal access to meet this requirement.

☐

Strongly agree

☐

Agree

☐

Somewhat Agree

☐

Disagree

☐

Strongly Disagree

Comments: _____

2. *Establish, after consultation with the detachment commander or his or her designate, any local policies with respect to police services*

The Detachment Commander consistently provides the Board with the necessary information, support, advice, and personal access to meet this requirement.

☐

Strongly agree

☐

Agree

☐

Somewhat Agree

☐

Disagree

☐

Strongly Disagree

Comments: _____

3. *Receive regular reports from the detachment commander or his or her designate on disclosures and decisions made under section 49 (secondary activities);*

The Detachment Commander regularly provides the Board with the required information.

☐
☐
☐
☐
☐

Strongly agree

Agree

Somewhat Agree

Disagree

Strongly Disagree

Comments: _____

4. *Review the detachment commander's administration of the complaints system under Part V and receive regular reports from the detachment commander or his or her designate on his or her administration of the complaints system.*

The Detachment Commander regularly provides the Board with the required information and administers the complaints system in an appropriate manner.

☐
☐
☐
☐
☐

Strongly agree

Agree

Somewhat Agree

Disagree

Strongly Disagree

Comments: _____

5. *Under Section 4(1) of the Police Services Act each municipality is responsible for the provision of adequate and effective police services in accordance with its needs.*

The Detachment Commander consistently strives to ensure the delivery of adequate and effective policing services consistent with local objectives, priorities, and policies.

☐
☐
☐
☐
☐

Strongly agree

Agree

Somewhat Agree

Disagree

Strongly Disagree

Comments: _____

