



EAST ZORRA-TAVISTOCK POLICE SERVICES BOARD



Agenda

for the Meeting to be held on Tuesday November 15, 2022 at
the Innerkip Community Centre, Innerkip, Ontario, at 1:15 p.m.

1. Call to order
2. Approve Agenda
3. Disclosure of Pecuniary Interest
4. Confirm Minutes of Previous Meeting
5. Correspondence:
 - a. OPP – 2023 OPP Billing Package
 - b. Solicitor General – CSPA 2019 & OPP Detachment Board Update
 - c. OAPSB Zone 4 – September 28, 2022 Minutes
6. Delegations & Appointments:
7. Reports:
 - a. September 2022 Police Reports
 - b. October 2022 Police Reports
 - c. Verbal Reports from Meetings/Conferences/Seminars etc.
8. Other Business:
 - a. OAPSB & OAPSB Zone 4 Membership Renewal – Discussion
9. Adjourn



EAST ZORRA - TAVISTOCK POLICE SERVICES BOARD

MINUTES of the Meeting held

September 21, 2022



The Police Services Board met at the Innerkip Community Centre at 1:15 p.m. on Wednesday September 21, 2022.

Present: Robert Rudy
Matthew Gillespie
Liam McCreery
Tony Hymers, Detachment Commander (Oxford OPP)
Will Jaques, Secretary

Regrets: N/A

Confirm Agenda Moved by: Liam McCreery
Seconded by: Matthew Gillespie
Resolved that the Board approves the agenda for the September 21, 2022 meeting, as printed and circulated.

CARRIED

Pecuniary Interest None declared.

Confirm Minutes Moved by: Liam McCreery
Seconded by: Matthew Gillespie
Resolved that the Board approves the minutes of the July, 20 2022 meeting, as printed and circulated.

CARRIED

Correspondence

- N/A

Delegations &
Appointments

- N/A

Reports

OPP Policing Reports

- July 2022 Police Reports
- August 2022 Police Reports
 - Oxford OPP Detachment Commander Tony Hymers presented the July and August, 2022, policing reports to the Board.
- Verbal Reports from Meetings/Conferences/Seminars etc.
 - N/A

Other Business

- The next regular meeting will be held Tuesday November 15, 2022.

Adjourn

Moved by: Liam McCreery
Seconded by: Matthew Gillespie
Resolved that the Board does now adjourn at 1:47 p.m.

CARRIED

Will Jaques, Secretary

Robert Rudy, Chairperson

Ontario
Provincial
Police

Police
provinciale
de l'Ontario



Municipal Policing Bureau
Bureau des services policiers des municipalités

777 Memorial Ave.
Orillia ON L3V 7V3

777, avenue Memorial
Orillia ON L3V 7V3

Tel: 705 329-6140
Fax: 705 330-4191

Tél. : 705 329-6140
Télec.: 705 330-4191

File Reference:

612-20

September 29, 2022

Dear Mayor/Reeve/CAO/Treasurer,

Please find attached the OPP municipal policing 2023 Annual Billing Statement package.

This year's billing package includes a statement for the 2021 year-end reconciliation. The final cost adjustment calculated as a result of the 2021 annual reconciliation has been included as an adjustment to the amount being billed to the municipality during the 2023 calendar year.

The current OPPA uniform and civilian collective agreements expire on December 31, 2022. The estimated salary rates incorporated in the 2023 municipal policing annual statements are set to reduce the risk of municipalities potentially incurring larger reconciliation adjustments. A 1% general salary rate increase has been estimated.

The final reconciliation of the 2023 annual costs will be included in the 2025 Annual Billing Statement.

For more detailed information on the 2023 Annual Billing Statement package please refer to the resource material available on opp.ca/billingmodel. Further, the Municipal Policing Bureau will be hosting a webinar information session in November. An email invitation will be forwarded to the municipality advising of the session date.

If you have questions about the Annual Billing Statement, please email OPP.MPB.Financial.Services.Unit@OPP.ca.

Yours truly,

A handwritten signature in black ink, appearing to read "Phil Whitton", with a long horizontal line extending to the right.

Phil Whitton
Superintendent
Commander, Municipal Policing Bureau



File number/Référence: 4000- GOV

Date: April 14, 2022

The Township of East Zorra -Tavistock
P.O. Box 100
90 Loveys Street E.
Hickson, ON N0J 1L0

Dear Chief Administrative Officer:

Re: 2023 Municipal Policing Billing Statement Property Count

Please find below your municipal property count that has been provided to the OPP by the Municipal Property Assessment Corporation (MPAC).

The property count data is based on the requirements defined in O. Reg. 267/14 of the Police Services Act (PSA). The counts are based upon the 2021 Assessment Roll data delivered by MPAC to municipalities for the 2022 tax year. The property counts will be used by the OPP to help determine policing costs in the 2023 Annual Billing Statements.

Municipality	Household	Commercial & Industrial	Property Count
The Township of East Zorra - Tavistock	3032	145	3177

The Household count is reflected in your 2021 Year-end Analysis Report 5 (Household count), which you receive annually from MPAC, with adjustments to exclude Canadian Force Base (CFB) counts and timeshare units. The Commercial and Industrial counts reflect properties having the designated Realty Tax Class and Realty Tax Qualifiers (RTC/RTQ). Please find the details on <http://www.opp.ca/billingmodel> (search for Property Count Description document).

Please review the count for your municipality and if you have any questions or concerns, please contact your local MPAC Account Manager, Municipal and Stakeholder Relations within 60 days from the issue date on this letter.

Any error in the 2021 year end municipal property count determined as a result of your review, will be confirmed through MPAC and your 2023 municipal billing will be adjusted for the applicable changes.

Yours truly,

Phil Whitton, Superintendent
Bureau Commander
Municipal Policing Bureau

OPP 2023 Annual Billing Statement**East Zorra-Tavistock Tp****Estimated costs for the period January 1 to December 31, 2023**Please refer to www.opp.ca for 2023 Municipal Policing Billing General Information summary for further details.

			Cost per Property \$	Total Cost \$
Base Service	Property Counts			
	Household	3,032		
	Commercial and Industrial	145		
	Total Properties	<u>3,177</u>	165.66	526,308
Calls for Service	(see summaries)			
	Total all municipalities	178,576,909		
	Municipal portion	0.2133%	119.92	380,991
Overtime	(see notes)		8.79	27,931
Contract Enhancements	(see summary)		57.39	182,342
Prisoner Transportation	(per property cost)		1.17	3,717
Total 2023 Estimated Cost			<u>352.94</u>	<u>1,121,289</u>
2021 Year-End Adjustment	(see summary)			21,328
Grand Total Billing for 2023				<u>1,142,617</u>
2023 Monthly Billing Amount				95,218

OPP 2023 Annual Billing Statement

East Zorra-Tavistock Tp

Estimated costs for the period January 1 to December 31, 2023

Notes to Annual Billing Statement

- 1) **Municipal Base Services and Calls for Service Costs** - The costs allocated to municipalities are determined based on the costs assigned to detachment staff performing municipal policing activities across the province. A statistical analysis of activity in detachments is used to determine the municipal policing workload allocation of all detachment-based staff as well as the allocation of the municipal workload between base services and calls for service activity. For 2023 billing purposes the allocation of the municipal workload in detachments has been calculated to be 50.5 % Base Services and 49.5 % Calls for Service. The total 2023 Base Services and Calls for Service cost calculation is detailed on the Base Services and Calls for Service Cost Summary included in the municipal billing package.
- 2) **Base Services** - The cost to each municipality is determined by the number of properties in the municipality and the standard province-wide average cost per property of \$165.66 estimated for 2023. The number of municipal properties is determined based on MPAC data. The calculation of the standard province-wide base cost per property is detailed on Base Services and Calls for Service Cost Summary included in the municipal billing package.
- 3) **Calls for Service** - The municipality's Calls for Service cost is a proportionate share of the total cost of municipal calls for service costs calculated for the province. A municipality's proportionate share of the costs is based on weighted time standards applied to the historical billable calls for service. The municipality's total weighted time is calculated as a percentage of the total of all municipalities.
- 4) **Overtime** - Municipalities are billed for overtime resulting from occurrences in their geographic area and a portion of overtime that is not linked specifically to a municipality, such as training. Municipalities are not charged for overtime identified as a provincial responsibility. The overtime activity for the calendar years 2018, 2019, 2020 and 2021 has been analyzed and averaged to estimate the 2023 costs. The costs incorporate the estimated 2023 salary rates and a discount to reflect overtime paid as time in lieu. The overtime costs incurred in servicing detachments for shift shortages have been allocated on a per property basis based on straight time. Please be advised that these costs will be reconciled to actual 2023 hours and salary rates and included in the 2025 Annual Billing Statement.
- 5) **Court Security and Prisoner Transportation (CSPT)** - Municipalities with court security responsibilities in local courthouses are billed court security costs based on the cost of the staff required to provide designated court security activities. Prisoner transportation costs are charged to all municipalities based on the standard province-wide per property cost. The 2023 costs have been estimated based on the 2021 activity levels. These costs will be reconciled to the actual cost of service required in 2023.

There was no information available about the status of 2023 Court Security Prisoner Transportation Grant Program at the time of the Annual Billing Statement preparation.
- 6) **Year-end Adjustment** - The 2021 adjustment accounts for the difference between the amount billed based on the estimated cost in the Annual Billing Statement and the reconciled cost in the Year-end Summary. The most significant year-end adjustments are resulting from the cost of actual versus estimated municipal requirements for overtime, contract enhancements and court security.

OPP 2023 Estimated Base Services and Calls for Service Cost Summary
Estimated Costs for the period January 1, 2023 to December 31, 2023

Salaries and Benefits		Positions	Base		Total Base Services and Calls for Service	Base Services	Calls for Service
		FTE	%	\$/FTE	\$	\$	\$
Uniform Members	Note 1						
Inspector		25.64	100.0	168,322	4,315,781	4,315,781	-
Staff Sergeant-Detachment Commander.		9.73	100.0	150,818	1,467,464	1,467,464	-
Staff Sergeant		35.10	100.0	140,922	4,946,367	4,946,367	-
Sergeant		220.08	50.5	126,129	27,758,391	14,029,289	13,729,102
Constable.		1,623.19	50.5	107,709	174,832,740	88,363,674	86,469,066
Part-Time Constable		11.74	50.5	86,136	1,011,235	510,785	500,449
Total Uniform Salaries		1,925.48			214,331,978	113,633,360	100,698,618
Statutory Holiday Payout				4,764	9,116,603	4,773,719	4,342,884
Shift Premiums				1,111	2,061,210	1,041,767	1,019,444
Uniform Benefits - Inspector.				28.23%	1,218,345	1,218,345	-
Uniform Benefits - Full-Time Salaries.				31.57%	65,982,867	34,350,305	31,632,562
Uniform Benefits - Part-Time Salaries.				15.55%	157,247	79,427	77,820
Total Uniform Salaries & Benefits					292,868,250	155,096,922	137,771,327
Detachment Civilian Members	Note 1						
Detachment Administrative Clerk		171.79	50.5	67,806	11,648,405	5,887,601	5,760,804
Detachment Operations Clerk		1.86	50.5	64,114	119,253	60,268	58,985
Detachment Clerk - Typist		0.32	50.5	58,491	18,717	9,359	9,359
Court Officer - Administration.		22.43	50.5	69,141	1,550,836	784,060	766,775
Crimestoppers Co-ordinator		0.80	50.5	64,554	51,643	25,822	25,822
Total Detachment Civilian Salaries		197.20			13,388,854	6,767,109	6,621,744
Civilian Benefits - Full-Time Salaries				32.15%	4,304,516	2,175,626	2,128,891
Total Detachment Civilian Salaries & Benefits					17,693,370	8,942,735	8,750,635
Support Costs - Salaries and Benefits	Note 2						
Communication Operators				6,698	12,896,865	6,751,718	6,145,147
Prisoner Guards				2,074	3,993,446	2,090,633	1,902,812
Operational Support				5,604	10,790,390	5,648,944	5,141,446
RHQ Municipal Support				2,713	5,223,827	2,734,758	2,489,069
Telephone Support				131	252,238	132,051	120,187
Office Automation Support				680	1,309,326	685,454	623,873
Mobile and Portable Radio Support				250	484,305	253,488	230,818
Total Support Staff Salaries and Benefits Costs					34,950,397	18,297,046	16,653,352
Total Salaries & Benefits					345,512,017	182,336,703	163,175,314
Other Direct Operating Expenses	Note 2						
Communication Centre				147	283,046	148,179	134,867
Operational Support				991	1,908,151	998,948	909,203
RHQ Municipal Support				122	234,909	122,978	111,930
Telephone				1,496	2,880,518	1,507,998	1,372,520
Mobile Radio Equipment Repairs & Maintenance				56	108,484	56,781	51,703
Office Automation - Uniform				2,282	4,393,945	2,300,302	2,093,644
Office Automation - Civilian				1,490	293,828	148,508	145,320
Vehicle Usage				8,999	17,327,395	9,071,172	8,256,223
Detachment Supplies & Equipment				406	781,745	409,256	372,489
Uniform & Equipment				2,105	4,077,848	2,134,365	1,943,483
Uniform & Equipment - Court Officer				921	20,658	10,444	10,214
Total Other Direct Operating Expenses					32,310,526	16,908,931	15,401,595
Total 2023 Municipal Base Services and Calls for Service Cost					\$ 377,822,543	\$ 199,245,634	\$ 178,576,909
Total OPP-Policed Municipal Properties						1,202,724	
Base Services Cost per Property						\$ 165.66	

OPP 2023 Estimated Base Services and Calls for Service Cost Summary

Estimated Costs for the period January 1, 2023 to December 31, 2023

Notes:

Total Base Services and Calls for Service Costs are based on the cost of salary, benefit, support and other direct operating expenses for staff providing policing services to municipalities. Staff is measured in full-time equivalent (FTE) units and the costs per FTE are described in the notes below.

- 1) Full-time equivalents (FTEs) are based on average municipal detachment staffing levels for the years 2018 through 2021. Contract enhancements, court security, prisoner transportation and cleaning staff are excluded.

The equivalent of 88.91 FTEs with a cost of \$15,713,060 has been excluded from municipal costs to reflect the average municipal detachment FTEs required for provincially-mandated responsibilities eligible for Provincial Service Usage credit.

Salary rates are based on weighted average rates for municipal detachment staff by rank, level and classification. The 2023 salaries were estimated based on the 2022 rates set in the 2019 to 2022 OPPA Uniform and Civilian Collective Agreements with an estimated overall general salary rate increase of 1.0% for 2023 applied. The benefit rates are based on the most recent rates set by the Treasury Board Secretariat, (2022-23). Statutory Holiday Payouts, Shift Premiums, and Benefit costs are subject to reconciliation.

FTEs have been apportioned between Base Services and Calls for Service costs based on the current ratio, 50.5% Base Services : 49.5% Calls for Service.

- 2) Support Staff Costs and Other Direct Operating Expenses for uniform FTEs are calculated on a per FTE basis as per rates set in the 2022 Municipal Policing Cost-Recovery Formula.

OPP 2023 Calls for Service Billing Summary

East Zorra-Tavistock Tp

Estimated costs for the period January 1 to December 31, 2023

Calls for Service Billing Workgroups	Calls for Service Count					2023 Average Time Standard	Total Weighted Time	% of Total Provincial Weighted Time	2023 Estimated Calls for Service Cost
	2018	2019	2020	2021	Four Year Average				
					A	B	C = A * B		
Note 1	Note 2					Note 3		Note 4	
Drug Possession	4	3	3	1	3	7.1	20	0.0011%	1,947
Drugs	0	1	0	0	0	68.0	17	0.0009%	1,696
Operational	397	411	449	401	415	3.8	1,575	0.0880%	157,104
Operational 2	213	284	108	110	179	1.4	250	0.0140%	24,961
Other Criminal Code Violations	15	11	16	21	16	7.5	118	0.0066%	11,782
Property Crime Violations	131	147	114	105	124	6.4	795	0.0444%	79,315
Statutes & Acts	70	53	47	52	56	3.4	189	0.0105%	18,821
Traffic	90	120	109	81	100	3.7	370	0.0207%	36,905
Violent Criminal Code	31	33	34	25	31	15.8	486	0.0271%	48,460
Total	951	1,063	880	796	923		3,820	0.2133%	\$380,991
Provincial Totals	Note 5	401,534	441,088	364,415	373,300	395,084	1,790,383	100.0%	\$178,576,909

Notes to Calls for Service Billing Summary

- 1) Other criminal code violations related to occurrences considered largely administrative in nature, regarding attendance to a courthouse, have been removed from our list of billable occurrences, effective the 2023 billing year.
- 2) Displayed without decimal places, exact numbers used in calculations
- 3) Displayed to four decimal places, nine decimal places used in calculations
- 4) Total costs rounded to zero decimals
- 5) Provincial Totals exclude data for dissolutions and post-2019 municipal police force amalgamations

This page intentionally left blank

OPP 2023 Calls for Service Details
East Zorra-Tavistock Tp
For the calendar years 2018 to 2021

Calls for Service Billing Workgroups	Calls for Service Count				Four Year Average
	2018	2019	2020	2021	
Grand Total	951	1,063	880	796	922.50
Drug Possession	4	3	3	1	2.75
Drug Related Occurrence	2	2	3	0	1.75
Possession - Cocaine	0	0	0	1	0.25
Possession - Methamphetamine (Crystal Meth)	0	1	0	0	0.25
Possession - Other Controlled Drugs and Substances Act	2	0	0	0	0.50
Drugs	0	1	0	0	0.25
Cultivate/Propagate/Harvest cannabis by adult	0	1	0	0	0.25
Operational	397	411	449	401	414.50
Accident - non-MVC - Construction Site	2	0	0	0	0.50
Accident - non-MVC - Industrial	0	0	0	1	0.25
Accident - non-MVC - Residential	0	1	0	0	0.25
Alarm - Others	1	7	0	2	2.50
Animal - Bear Complaint	1	0	0	0	0.25
Animal - Bite	0	2	1	0	0.75
Animal - Dog Owners Liability Act	0	1	3	1	1.25
Animal - Injured	3	3	9	4	4.75
Animal - Left in Vehicle	1	1	0	0	0.50
Animal - Master Code	0	1	0	0	0.25
Animal - Other	12	21	5	0	9.50
Animal - Rabid	1	2	0	0	0.75
Animal - Stray	7	8	3	6	6.00
Assist Fire Department	4	7	3	6	5.00
Assist Public	115	95	108	107	106.25
Distressed / Overdue Motorist	0	2	0	1	0.75
Dogs By-Law	0	1	0	0	0.25
Domestic Disturbance	31	25	56	38	37.50
Family Dispute	24	30	45	39	34.50
Fire - Building	0	11	1	6	4.50
Fire - Master Code	0	0	0	1	0.25
Fire - Other	3	2	1	0	1.50
Fire - Vehicle	3	4	1	1	2.25
Found - Bicycles	2	3	0	0	1.25
Found - Household Property	0	0	1	0	0.25
Found - License Plate	1	0	0	0	0.25
Found - Others	7	5	1	0	3.25
Found - Personal Accessories	5	7	0	0	3.00
Found - Radio, TV, Sound-Reprod. Equip.	0	0	1	0	0.25
Found Property - Master Code	3	4	7	9	5.75
Insecure Condition - Building	1	1	0	0	0.50
Insecure Condition - Master Code	0	1	2	3	1.50
Lost - Household Property	0	1	0	0	0.25
Lost - License Plate	2	0	1	3	1.50
Lost - Others	0	1	0	1	0.50
Lost - Personal Accessories	2	0	0	3	1.25

OPP 2023 Calls for Service Details
East Zorra-Tavistock Tp
For the calendar years 2018 to 2021

Calls for Service Billing Workgroups	Calls for Service Count				Four Year Average
	2018	2019	2020	2021	
Lost - Radio, TV, Sound-Reprod. Equip.	1	0	0	0	0.25
Lost Property - Master Code	1	2	2	4	2.25
Medical Assistance - Other	1	2	0	0	0.75
Missing Person 12 & older	0	1	1	1	0.75
Missing Person Located 12 & older	0	2	1	2	1.25
Missing Person Located Under 12	0	0	1	1	0.50
Missing Person under 12	1	0	0	2	0.75
Neighbour Dispute	21	25	41	29	29.00
Noise By-Law	1	1	2	2	1.50
Noise Complaint - Animal	4	2	3	0	2.25
Noise Complaint - Business	1	0	1	0	0.50
Noise Complaint - Master Code	0	1	13	19	8.25
Noise Complaint - Others	2	2	1	0	1.25
Noise Complaint - Residence	19	9	1	5	8.50
Other Municipal By-Laws	8	8	7	7	7.50
Overdose/Suspected Overdose	0	0	0	1	0.25
Phone - Master Code	0	0	0	1	0.25
Phone - Nuisance - No Charges Laid	4	5	5	4	4.50
Phone - Other - No Charges Laid	2	1	0	1	1.00
Phone - Text-related incident	0	1	0	2	0.75
Phone - Threatening - No Charges Laid	1	0	1	1	0.75
Sudden Death - Accidental	0	1	1	0	0.50
Sudden Death - Drowning	1	0	0	0	0.25
Sudden Death - Natural Causes	4	3	2	6	3.75
Sudden Death - Others	1	1	0	3	1.25
Sudden Death - Suicide	0	2	1	0	0.75
Suspicious Package	0	1	0	0	0.25
Suspicious Person	26	43	36	29	33.50
Suspicious vehicle	35	21	41	24	30.25
Traffic By-Law	2	2	3	2	2.25
Trouble with Youth	17	12	17	13	14.75
Unwanted Persons	7	6	6	6	6.25
Vehicle Recovered - All Terrain Vehicles	2	2	2	0	1.50
Vehicle Recovered - Automobile	2	4	4	3	3.25
Vehicle Recovered - Farm Vehicles	0	1	0	0	0.25
Vehicle Recovered - Master Code	0	0	2	0	0.50
Vehicle Recovered - Motorcycles	0	1	2	0	0.75
Vehicle Recovered - Other	0	2	0	0	0.50
Vehicle Recovered - Snow Vehicles	1	0	0	0	0.25
Vehicle Recovered - Trucks	1	0	3	1	1.25
Operational 2	213	284	108	110	178.75
911 call - Dropped Cell	20	89	9	6	31.00
911 call / 911 hang up	99	88	17	27	57.75
911 hang up - Pocket Dial	20	29	0	0	12.25
False Alarm - Accidental Trip	15	9	0	0	6.00

OPP 2023 Calls for Service Details
East Zorra-Tavistock Tp
For the calendar years 2018 to 2021

Calls for Service Billing Workgroups	Calls for Service Count				Four Year Average
	2018	2019	2020	2021	
False Alarm - Cancelled	18	18	0	0	9.00
False Alarm - Malfunction	11	6	0	1	4.50
False Alarm - Others	14	29	63	53	39.75
False Holdup Alarm - Accidental Trip	1	0	4	6	2.75
Keep the Peace	15	16	15	17	15.75
Other Criminal Code Violations	15	11	16	21	15.75
Animals - Cruelty	0	0	1	0	0.25
Animals - Kill or injure	0	0	0	1	0.25
Bail Violations - Fail To Comply	6	1	4	8	4.75
Bail Violations - Others	0	0	0	1	0.25
Bail Violations - Recognizance	1	0	2	0	0.75
Breach of Firearms regulation - Unsafe Storage	0	0	0	1	0.25
Breach of Probation	3	1	1	3	2.00
Breach of Probation - In relation to children	0	1	0	0	0.25
Child Pornography - Possess child pornography	0	0	0	1	0.25
Common nuisance	0	0	0	1	0.25
Counterfeit Money - Others	0	1	0	0	0.25
Disturb the Peace	1	2	4	2	2.25
Indecent acts - Master Code	0	1	0	0	0.25
Indecent acts - Other	0	1	0	1	0.50
Nudity - public/private property	0	0	2	0	0.50
Obstruct Public Peace Officer	0	1	0	0	0.25
Offensive Weapons - Careless use of firearms	1	0	0	0	0.25
Offensive Weapons - In Vehicle	1	0	0	0	0.25
Offensive Weapons - Other Offensive Weapons	0	1	0	1	0.50
Public Mischief - mislead peace officer	0	0	0	1	0.25
Trespass at Night	0	1	1	0	0.50
Utter Threats to damage property	2	0	0	0	0.50
Utter Threats to Property / Animals	0	0	1	0	0.25
Property Crime Violations	131	147	114	105	124.25
Break & Enter	21	23	18	9	17.75
Break & Enter - Firearms	1	1	0	2	1.00
Break & Enter - steal firearm from motor vehicle	0	0	0	1	0.25
Fraud - False Pretence Over \$5,000	0	0	0	1	0.25
Fraud - False Pretence Under \$5,000	0	2	0	2	1.00
Fraud - Forgery & Uttering	0	0	0	2	0.50
Fraud - Fraud through mails	0	0	1	0	0.25
Fraud - Master Code	0	1	0	1	0.50
Fraud - Money/property/security Over \$5,000	1	1	0	7	2.25
Fraud - Money/property/security Under \$5,000	11	16	6	8	10.25
Fraud - Other	5	6	7	5	5.75
Fraud - Steal/Forge/Poss./Use Credit Card	1	1	3	1	1.50
Identity Fraud	0	1	1	2	1.00
Identity Theft	1	0	0	0	0.25
Interfere with lawful use, enjoyment of property	0	0	1	1	0.50

OPP 2023 Calls for Service Details
East Zorra-Tavistock Tp
For the calendar years 2018 to 2021

Calls for Service Billing Workgroups	Calls for Service Count				Four Year Average
	2018	2019	2020	2021	
Mischief - Master Code	25	18	17	19	19.75
Mischief Graffiti - Non-Gang Related	0	4	2	0	1.50
Personation with Intent (fraud)	1	0	0	0	0.25
Possession of Stolen Goods over \$5,000	1	1	2	2	1.50
Possession of Stolen Goods under \$5,000	0	1	0	0	0.25
Property Damage	4	5	1	5	3.75
Theft from Motor Vehicles Over \$5,000	0	0	0	1	0.25
Theft from Motor Vehicles Under \$5,000	15	13	11	6	11.25
Theft of - All Terrain Vehicles	1	1	0	0	0.50
Theft of - Automobile	1	2	1	1	1.25
Theft of - Construction Vehicles	0	0	2	0	0.50
Theft of - Farm Vehicles	0	1	0	0	0.25
Theft of - Motorcycles	0	1	0	0	0.25
Theft of - Other Motor Vehicles	2	0	0	1	0.75
Theft of - Snow Vehicles	2	0	0	0	0.50
Theft of - Trucks	1	3	4	0	2.00
Theft of Motor Vehicle	3	5	7	3	4.50
Theft Over \$5,000 - Construction Site	1	0	0	0	0.25
Theft Over \$5,000 - Bicycles	0	0	1	0	0.25
Theft Over \$5,000 - Farm Agricultural Livestock	0	1	0	0	0.25
Theft Over \$5,000 - Farm Agricultural Produce	0	0	1	0	0.25
Theft Over \$5,000 - Farm Equipment	0	0	0	1	0.25
Theft Over \$5,000 - Master Code	0	0	0	1	0.25
Theft Over \$5,000 - Other Theft	1	2	1	1	1.25
Theft Over \$5,000 - Trailers	2	2	1	1	1.50
Theft Under \$5,000 - Bicycles	1	1	2	0	1.00
Theft Under \$5,000 - Building	0	1	1	0	0.50
Theft Under \$5,000 - Construction Site	1	0	1	2	1.00
Theft Under \$5,000 - Farm Agricultural Produce	0	1	0	0	0.25
Theft Under \$5,000 - Farm Equipment	0	1	0	0	0.25
Theft Under \$5,000 - Gasoline Drive-off	10	12	5	3	7.50
Theft Under \$5,000 - Master Code	0	0	2	0	0.50
Theft Under \$5,000 - Other Theft	11	15	11	10	11.75
Theft Under \$5,000 - Persons	1	1	0	0	0.50
Theft Under \$5,000 - Trailers	3	0	3	2	2.00
Theft Under \$5,000 Shoplifting	3	3	1	3	2.50
Willful act / Omission likely to cause mischief	0	0	0	1	0.25
Statutes & Acts	70	53	47	52	55.50
Children's Law Reform Act - Other	0	1	0	0	0.25
Custody Dispute	0	0	2	0	0.50
Family Law Act - Custody/Access order	0	1	0	0	0.25
Landlord / Tenant	24	20	11	5	15.00
Mental Health Act	17	10	13	19	14.75
Mental Health Act - Attempt Suicide	4	1	2	1	2.00
Mental Health Act - No contact with Police	0	1	1	0	0.50

OPP 2023 Calls for Service Details
East Zorra-Tavistock Tp
For the calendar years 2018 to 2021

Calls for Service Billing Workgroups	Calls for Service Count				Four Year Average
	2018	2019	2020	2021	
Mental Health Act - Placed on Form	2	1	3	3	2.25
Mental Health Act - Threat of Suicide	8	5	6	7	6.50
Mental Health Act - Voluntary Transport	4	2	1	1	2.00
Trespass To Property Act	11	11	6	15	10.75
Mental Health Act - Apprehension	0	0	2	1	0.75
Traffic	90	120	109	81	100.00
MVC - Fatal (Motor Vehicle Collision)	0	3	1	1	1.25
MVC - Others (Motor Vehicle Collision)	1	0	1	0	0.50
MVC - Pers. Inj. Failed to Remain (Motor Vehicle Collision)	0	0	2	0	0.50
MVC - Personal Injury (Motor Vehicle Collision)	6	16	13	4	9.75
MVC - Prop. Dam. Failed to Remain (Motor Vehicle Collision)	8	8	5	1	5.50
MVC - Prop. Dam. Non Reportable (Motor Vehicle Collision)	35	33	28	28	31.00
MVC - Prop. Dam. Reportable (Motor Vehicle Collision)	40	60	59	47	51.50
Violent Criminal Code	31	33	34	25	30.75
Assault - Level 1	16	19	18	12	16.25
Assault Peace Officer	0	0	1	0	0.25
Assault With Weapon or Causing Bodily Harm - Level 2	3	1	4	6	3.50
Criminal Harassment	3	3	1	3	2.50
Indecent / Harassing Communications	0	1	0	0	0.25
Sexual Assault	2	2	3	1	2.00
Sexual Interference	0	0	1	0	0.25
Utter Threats - Master Code	0	0	1	0	0.25
Utter Threats to Person	7	7	5	3	5.50

This page intentionally left blank

OPP 2023 Estimated Contract Enhancement Costs Summary

East Zorra-Tavistock Tp

Estimated cost for the period January 1 to December 31, 2023

2022 Cost Recovery Formula

Salaries and Benefits

	Positions	\$/FTE	\$ Total
Uniform Members	Note 1		
Constable.	1.00	107,709	107,709
Total Uniform Salaries	1.00		107,709
Statutory Holiday Payout		4,764	4,764
Shift Premiums		1,111	1,111
Uniform Benefits - Full-Time Salaries.	31.57%		34,004
Total Uniform Salaries & Benefits			147,588
Support Costs - Salaries and Benefits			
Communication Operators		6,698	6,698
Prisoner Guards		2,074	2,074
Operational Support		5,604	5,604
RHQ Municipal Support		2,713	2,713
Telephone Support		131	131
Office Automation Support		680	680
Mobile and Portable Radio Support		250	250
Total Support Staff Salaries and Benefits Costs			18,150
Total Salaries & Benefits			165,738
Other Direct Operating Expenses			
Communication Centre		147	147
Operational Support		991	991
RHQ Municipal Support		122	122
Telephone		1,496	1,496
Mobile Radio Equipment Repairs & Maintenance		56	56
Office Automation - Uniform		2,282	2,282
Vehicle Usage		8,999	8,999
Detachment Supplies & Equipment		406	406
Uniform & Equipment		2,105	2,105
Total Other Direct Operating Expenses			16,604
Total 2023 Estimated Enhancement Cost			\$ 182,342
Total OPP-Policed Properties			3,177
Cost Per Property			\$ 57.39

Notes:

- 1) Salary rates are based on weighted average rates for municipal detachment staff by rank, level and classification. The 2023 salaries were estimated based on the 2022 rates set in the 2019 to 2022 OPPA Uniform and Civilian Collective Agreements with an estimated overall general salary rate increase of 1.0% for 2023 applied. The benefit rates are based on the most recent rates set by the Treasury Board Secretariat, (2022-23). Statutory Holiday Payouts, Shift Premiums, and Benefit costs are subject to reconciliation. Effective 2023, the reconciliation for hours of service provided will be based on the updated availability factor of 1,381 hours per year.

OPP 2021 Reconciled Year-End Summary**East Zorra-Tavistock Tp**

Reconciled cost for the period January 1 to December 31, 2021

			Cost per Property \$	Total Cost \$
Base Service	Property Counts			
	Household	2,967		
	Commercial and Industrial	142		
	Total Properties	<u>3,109</u>	179.62	558,434
Calls for Service				
	Total all municipalities	170,324,197		
	Municipal portion	0.2265%	124.07	385,723
Overtime			11.67	36,292
Contract Enhancements	(see summary)		22.49	69,916
Prisoner Transportation	(per property cost)		<u>1.18</u>	<u>3,669</u>
Total 2021 Reconciled Costs			<u>339.03</u>	<u>1,054,034</u>
2021 Billed Amount				<u>1,032,706</u>
2021 Year-End-Adjustment				<u>21,328</u>

Note

The Year-End Adjustment above is included as an adjustment on the 2023 Billing Statement.
This amount is incorporated into the monthly invoice amount for 2023.

This page intentionally left blank

OPP 2021 Reconciled Contract Enhancement Cost Summary

East Zorra-Tavistock Tp

Reconciled cost for the period January 1 to December 31, 2021

2020 Cost Recovery Formula

Salaries and Benefits

	Positions	\$/FTE	Total \$
Uniform Members	Note 1		
Constable.	0.40	104,552	41,821
Total Uniform Salaries	0.40		41,821
Statutory Holiday Payout		4,609	1,843
Shift Premiums		1,111	444
Uniform Benefits - Full-Time Salaries.		31.51%	13,178
Total Uniform Salaries & Benefits			57,286
Support Costs - Salaries and Benefits			
Communication Operators		6,940	2,776
Prisoner Guards		1,853	741
Operational Support		5,129	2,052
RHQ Municipal Support		2,647	1,059
Telephone Support		120	48
Office Automation Support		673	269
Mobile and Portable Radio Support		264	106
Total Support Staff Salaries and Benefits Costs			7,050
Total Salaries & Benefits			64,337
Other Direct Operating Expenses			
Communication Centre		165	66
Operational Support		742	297
RHQ Municipal Support		148	59
Telephone		1,456	582
Mobile Radio Equipment Repairs & Maintenance		39	16
Office Automation - Uniform		2,603	1,041
Vehicle Usage		8,294	3,318
Detachment Supplies & Equipment		502	201
Uniform & Equipment	Note 2	2,102	-
Total Other Direct Operating Expenses			5,580
Total 2021 Reconciled Enhancement Cost			\$ 69,916

OPP 2021 Reconciled Contract Enhancement Cost Summary**East Zorra-Tavistock Tp****Reconciled cost for the period January 1 to December 31, 2021****Notes:**

- 1) Salary rates are based on weighted average rates for municipal detachment staffing by rank, level and classification. The 2021 salaries incorporate the January 1, 2021 general salary rate increases set in the 2019 to 2022 OPPA Uniform and Civilian Collective Agreements, (1.00% in January 2021 and 0.97% in July 2021 for Uniform and 1.00% for Civilian). The benefit rates are based on the most recent rates set by the Treasury Board Secretariat, (2021-2022).
- 2) Uniform & Equipment annual cost is \$2,102 per uniformed member. A credit is applied for the first full year for each new enhancement officer, as initial costs are charged in the first year. This position was filled August 9, 2021.
- 3) The enhancement contractual hours were met for this period.

Contractual Hours Calculation

Billable Uniform Contract Enhancement Hours Worked			676
Calls For Service Hours Removed			(35)
Total Uniform Enhancement Hours Worked In Contract			641
Minimum Hours Required in Contract	0.40	FTEs x 1417	567
Total Hours Above Minimum Hours Required			74

Will Jaques

Subject: Ministry of the Solicitor General: Update - Community Safety and Policing Act, 2019 and OPP Detachment Boards

From: SOLGENinput <SOLGENinput@ontario.ca>

Sent: October 4, 2022 2:59 PM

Subject: Ministry of the Solicitor General: Update - Community Safety and Policing Act, 2019 and OPP Detachment Boards

Solicitor General

Office of the Solicitor General

25 Grosvenor Street, 18th Floor
Toronto ON M7A 1Y6
Tel: 416 326-5000
Toll Free: 1-866-517-0571
SOLGEN.Input@Ontario.ca

Solliciteur général

Bureau du solliciteur général

25, rue Grosvenor, 18^e étage
Toronto ON M7A 1Y6
Tél. : 416 326-5000
Sans frais : 1-866-517-0571
SOLGEN.Input@Ontario.ca



Ontario

DATE: October 04, 2022

MEMORANDUM TO: Heads of Council and First Nations Chiefs

SUBJECT: Update - Community Safety and Policing Act, 2019 and OPP Detachment Boards

Good afternoon,

I am writing to share an update on the Community Safety and Policing Act, 2019 (CSPA) and the new Ontario Provincial Police (OPP) detachment board framework under the CSPA.

For municipalities and First Nations receiving OPP policing services, detachment boards will replace current police services boards and Community Safety Advisory Committees, expanding opportunities for civilian input on local OPP policing and encouraging a coordinated and collaborative approach to community safety. In spring 2021, the Ministry of the Solicitor General (the ministry) requested that these communities work together to develop proposals for the composition of their detachment boards, based on minimum requirements provided by the ministry. I would like to thank you for your work on the proposals to date.


The ministry is working towards an in force date for the CSPA between fall 2023 and winter 2024. The in-force window will narrow and be communicated to stakeholders, partners, and First Nations over the coming months. We understand that municipalities and First Nations require time to plan for implementation of OPP detachment boards and will work to ensure that sufficient time is provided between proclamation and the in-force date of the CSPA.

At this time, we are working to finalize proposed compositions for OPP detachment boards by **November 30, 2022**. Our team will be following up in the coming days with respect to the status of proposals and any related questions.

If you have any questions or concerns, please contact Joanna Reading, Team Lead, Public Safety and Policing Policy at Joanna.Reading@Ontario.ca.

Kind Regards,

Sarah Caldwell
A/Assistant Deputy Minister
Strategic Policy, Research and Innovation Division
Ministry of the Solicitor General



#5.c

**OAPSB ZONE 4 MEETING MINUTES
ITEMS CONSIDERED IN-CAMERA**

Date of Meeting Wednesday, September 28, 2022

Time of Meeting 9:00 am

Location of Meeting ZOOM

Attendees See Appendix A

1. WELCOME / INTRODUCTIONS

Call to Order 9:01 am by Marty Verhey, Chair OAPSB Zone 4

2. MINISTRY - POLICING SERVICES ADVISOR REPORT

Ministry Update with David Tilley, Zone 4 Advisor

Email - David.tilley@ontario.ca

Introduction of Lynne Haves, Acting Deputy Inspector General of Policing

Notes Appendix B

3. PRESENTATION

Lisa Darling, Executive Director of OAPSB

Presentation Appendix C

4. MINUTES OF PREVIOUS MEETING

Moved by Kevin Gibson

Seconded by Bill Steele

That the Minutes of the OAPSB Zone 4 meeting held May 11, 2022, be adopted as circulated.

Carried

5. BUSINESS ARISING FROM LAST MEETING

NA

6. ZONE 4 FINANCIAL REPORT

Statement of Operations – May 2022 – September 2022

That the Zone 4 Financial Report be accepted.

Carried

7. OAPSB DIRECTOR'S REPORTS

- (i) Zone 4 Director, OAPSB- Mayor Kevin Gibson
Looking forward to the direction OAPSB is going. Lots of new opportunities and engagements coming.
- (ii) Zone 4 Director, OPP Contract South - Jim Maudsley
See the presentation from Lisa Darling regarding Section 10 Boards. Echoes excitement regarding new leadership and increased OAPSB engagement and opportunities.

8. NEW BUSINESS

2022 Dues and Forms outstanding –

- Norfolk County Police Services Board

The chair reminds us of upcoming elections. More details to follow.

[OAPSB Labour Conference](#) November 9 & 10, 2022.
OAPSB Board Meeting November 8, 2022.
OAPSB Spring Conference May 30 - June 1, 2023.

9. QUESTIONS / COMMENTS / CONCERNS

10. TENTATIVE 2023 MEETING DATES – (9 am ZOOM/LOCATIONS TBD/Suggested by OACP)

Wednesday, February 22, 2023
Wednesday, May 3, 2023
Wednesday, September 20, 2023

11. ADJOURNMENT

Meeting adjourned at 9:45 am

Moved by Kevin Gibson
Seconded by Bill Steele

Appendix A

September 28, 2022, Attendance

In attendance

Bill Steele Chair Niagara Police Services Board
Dave Tilley Ministry Police Services Zone 4
Deb Reid Niagara Police Services Board
Fred Kaustinen Halton Police Services Board
Jim Maudsley OPP Contract South Zone 4
Ken Whiteford Woodstock Police Services Board
Kevin Gibson Niagara Police Services Board
Kimberly Calderbank Halton Police Services Board
Kirsten Stevenson Hamilton Police Services Board
Larry Scanlan Tillsonburg Police Services
Lisa Darling OAPSB Executive Director
Lynne Haves Acting Deputy Inspector General of Policing
Marty Verhey Brant County Police Services Board
Steve Williams Six Nations Police Commission

OAPSB Zone 4 – Police Services Advisor Report

Introduction

- Dave Tilley, newly assigned to Zone 4
- Previously Police Services Advisor for Zone 6 (2020-2022), and Zone 2 (2015-2020)
- 12 years working within the Ministry of the Solicitor General
- Accompanied by the Acting Deputy Inspector General of Policing Lynne Haves.

Updates

Community Safety and Policing Act

- The *Community Safety and Policing Act, 2019* (CSPA) received Royal Assent on March 26, 2019, as part of the *Comprehensive Ontario Police Services Act, 2019*.
- When the CSPA comes into force it will replace the current *Police Services Act, 1990* (PSA). Until then, the PSA remains in force.
- The Ministry has been working closely with policing, justice, community, municipal and First Nation partners on the regulatory work in support of the CSPA. These valuable insights and perspectives have been instrumental in the progress made to get this right.
- The ministry is currently working to complete the regulatory and other activities required to bring the CSPA into force.
- Concerning the detachment board process, the ministry thanks all municipalities and First Nations that have submitted proposals. The ministry will provide updates on the process as they become available and, as with all areas of the CSPA, will work to ensure there is a fair window for municipalities and First Nations to prepare for implementation.
- The ministry will provide updates on the timelines for the CSPA as they become available and will give partners as much time as possible before the in-force date so police services and municipalities have time to prepare.

GRANTS

Court Security and Prisoner Transportation (CSPT) Program

- The 2022 CSPT Program provides a maximum total of \$125M to assist municipalities in offsetting their CSPT costs.
- The current CSPT Program agreements cover the period of January 1, 2022, to December 31, 2022, with payments issued quarterly as per the payment schedule in the agreement.

Ontario Closed Circuit Television (CCTV) Grant

- The Ontario CCTV Grant currently involves a three-year investment of \$6 million. Every grant cycle will be for one year (i.e., \$2 million per fiscal year).
 - As part of the 2020-2021 grant cycle, a total of 18 projects were funded over one fiscal year from April 1st, 2020 to March 31st, 2021.
 - As part of the 2021-2022 grant cycle, a total of nine projects were funded for approximately \$1.09M over one fiscal year from April 1st, 2021 to March 31, 2022.
 - The 2022-2023 Call for Applications was issued through an All Chiefs/Chairs Memorandum on April 21, 2022. Applications were due back to the ministry on May 16, 2022, and have been reviewed and recommendations have been made through the Ontario CCTV Review Committee. The recommendation package is currently going through the approval process. Successful and unsuccessful applicants will be notified via e-mail shortly.
- For any inquiries relating to the Ontario CCTV, police services may contact Ramanan.Thanabalasingam@Ontario.ca or Silvana.Burke@Ontario.ca.

Reduce Impaired Driving Everywhere (R.I.D.E.) Grant

- The next call for applications was issued at the beginning of September 2022.

Safer and Vital Communities (SVC) Grant

- The theme for 2022/23 – 2023/24 SVC Grant is “Preventing Cybercrime through Community Collaboration” – with priority areas in Hate Crimes, Human Trafficking, and Fraud. Currently, the applications are being reviewed by a review committee.

Automated License Plate Recognition (ALPR) Technology Grant

- The ALPR Technology Grant is a time-limited one-year grant (2022-23) to support municipal police services to acquire critical ALPR technology to help mitigate road safety risks associated with the elimination of licence plate stickers.
 - Applications are currently under review and once approved, a Transfer Payment Agreement will follow.
 - Note: For OPP, the ministry has an open competitive procurement process underway for the acquisition of In-Car Cameras (ICCs) with integrated ALPR technology.
 - Police services have the flexibility to leverage the centralized, OPP-led procurement for the purchase of integrated ALPR and ICC technology or use their vendor or procurement process.

Provincial Board Member Appointments

- Appointments and potential candidates are being reviewed and processed by the Office of the Solicitor General. Please be aware that reappointments are not automatic or guaranteed, regardless of the number of years served.
- If you have questions about your appointment or a vacancy on your board, please let your Advisor know and we would be happy to follow up.

Board Member orientation sessions

- With the upcoming municipal election, there are likely to be membership changes on police services boards.
- As your ministry Advisor, I am available to provide board member orientation on the existing Police Services Act. Please reach out if you would like to organize a session for the Board as a whole or individual members.

Email: David.tilley@ontario.ca Cell: 647-224-9370



Ontario
Association of
Police Services
Boards

Update

Zone 4

September 28th, 2022

Executive Director

- First time the OAPSB has hired a permanent Executive Director
- An important and necessary decision to strengthen the OAPSB's position and provide the supports necessary to all of you through transitional years and beyond.
- Honoured to lead the OAPSB through this time of organizational change – aligned with recognition of changes within policing and the importance of Police Governance to effect this change.
- Brief history on who I am.
 - 27 years of policing, leadership positions, Strategic Planning, Action Planning, Communications, Front-line Operations and Project Management. Passionate about transformational change - creating cultures where everyone thrives.

Work happening since Spring Conference

- Community Safety Policing Act
 - Election and introduction of new Solicitor General His Honourable Michael Kerzner
 - Very positive discussions with a focus on working together – Ministry and all partners
 - Work on regulations to commence again soon – Targeted engagement meetings
 - No news yet on the date of proclamation or “in-force” date
- Several discussions regarding what is needed to support the successful transition to the new act for boards and police services
 - Recognition that time will be required after the regulations are complete and proclamation of the act occurs for Boards and services to be compliant.
 - Policies
 - Training
 - Supports through Structural Changes

- Provincial Appointees

- Expect that shorter term renewals will happen for positions that are currently filled (for members who's terms are up during the transition)
- Vacant positions will remain vacant –
- For situations where boards are significantly challenged due to these vacancies, request consideration to fill – I will forward to the Ministry appointments for consideration to fill vacant position
- Once proclamation of the act occurs the Ministry will work at filling the provincial appointees under the new structure of the boards. It is looking like these members will be identified prior to municipal and community representatives

- Training

- Partnering with the Ministry in the development, delivery of mandatory training
- Will be selecting members from boards to participate in the testing and review of the modules
- Mandatory training requirements – set time to complete. Some prior to assuming position – other training may provide a timeline for completion
- OAPSB will be monitoring compliance of board members completing mandatory training and supporting boards with any challenges or issues.
- This is only one aspect of training – will be outlined in Strategic Plan ~ Fall 2022

Work in 2022-early 2023

- Reviewing all current policies to ensure up to date and aligned with our strategic direction
- Building relationships with partners to improve communications and identify issues and areas of mutual interest
- Key pieces of work this year:
- Clarifying relationship between the OAPSB and the Zones – will become even more important
- Becoming more engaged – provide information and in the future training and educational opportunities at zone meetings
- Build our brand as the OAPSB – working with the zones
- Updating our policy manual – acknowledging the existence of the zones and defining the relationship to the OAPSB
 - Policies to be shared across all zones to assist with consistency between zones and align with the OAPSB. Eg Financials

- Participating in the development of the CSPA regulations– finalize regulations prior to proclamation
- Update current Website
 - Create the ability for 2 way communication between boards, zones and with the OAPSB that allows for more timely feedback and information. Technical solution being explored.

Strategic Plan for 2022-2025

- Strategic Direction for the OAPSB
- Framework to keep our daily work aligned with our mission – moving towards our vision
- Strategic Planning Session 4th and 5th of July
 - Draft completed – One pager and Full Plan
 - Action plan currently being finalized - roadmap – key activities to get us to our goal.
- Review at next BOD meeting September 22nd 2022
- Finalized and approved November 8th meeting
 - Posted on website

Areas of focus

- Creation and delivery of complementary training
 - scenario and case study based to support practical application of learning –Zone meetings
 - Issue based training – information shared and scenarios discussed at zone meetings
- Access to supplementary training
 - Competency based training – assist you in your governance role
- Support Policy Development
 - Draft Templates
 - List of required policies for boards
 - List of required policies your Police Services
 - Evaluations of Board members and Police Leaders (great work being completed in Halton)
- Build a repository
 - templates and information sharing between boards and training and content from relevant external sources
- Partnering for more effective Advocacy
 - Identifying issues/topics of mutual interest with partners

OAPSB ZONE 4**2022****FINANCIAL STATEMENT OF OPERATIONS****May 2022 - September 2022****REVENUE****Membership Dues**

Blandford-Blenheim	\$30.00
Brant County	\$50.00
Brantford	\$50.00
East Zorra-Tavistock	\$30.00
Haldimand County	\$50.00
Halton	\$70.00
Hamilton	\$70.00
Ingersoll	\$50.00
Niagara	\$70.00
Norfolk County	\$0
Norwich	\$30.00
Six Nations	\$70.00
Tillsonburg	\$50.00
Woodstock	\$50.00

Current Total 2022 Membership Income	\$670.00
--------------------------------------	----------

TOTAL REVENUE	\$1,537.49
----------------------	-------------------

EXPENSES

OAPSB Spring Conference Silver Sponsorship	\$1001.50
(\$1.50 transfer fee) Membership Fee First Ontario Credit Union	

TOTAL EXPENSES	\$1001.50
-----------------------	------------------

BALANCE

Balance September 2022	\$585.99
-------------------------------	-----------------



Oxford County



East Zorra-Tavistock Police Services Board Report



September 2022

Police Services Board Report for East Zorra-Tavistock
2022/Sep

Public Complaints	
Policy	0
Service	0
Conduct	0

Date information collected from Professional Standards Bureau Commander Reports: 2022-10-12

Data Source

Ontario Provincial Police, Professional Standards Bureau Commander Reports

- Includes all public policy, service and conduct complaints submitted to the Office of the Independent Police Review Director (OIPRD)

Secondary Employment

Daily Activity Reporting Patrol Hours	
Total Hours	2022/Sep
Number of Cruiser Patrol Hours	250.50
Number of Motorcycle Patrol Hours	0.00
Number of Marine Patrol Hours	0.00
Number of ATV Patrol Hours	0.00
Number of Snowmobile Patrol Hours	0.00
Number of Bicycle Patrol Hours	0.00
Number of Foot Patrol Hours	12.00
Number of School Patrol Hours	0.00

Data source (Daily Activity Reporting System) date: 2022/10/07

Staffing Updates	
Transfers:	Two members transferred out / One civilian arrived and one civilian transferred out

Detachment Initiatives	
Number of Targeted Media Releases:	Sept 1 - OPP Doing Its Part, Says Safe Roads are a Shared Responsibility / Sept 7 - West Region Labour Day Long Weekend Traffic Campaign Results - Increase in Seat Belt, Impaired Driving Charges / Sept 12 - Sharing the Roads with Farm Equipment / Sept 20 - "A Day in the Life" - Join the OPP for Provincial Recruitment Day / Sept 22 - Join the OPP for Provincial Recruitment Day
Crime and Traffic Campaigns/Initiatives:	Labour Day Provincial Traffic Initiative (Sept 2 - 5)
Other:	Community Services: Tavistock Parade (Sept 10) // Auxiliary Hours: 32.5 hours

Detachment: 6S - OXFORD

Location code(s): 6S00 - OXFORD

Area code(s): 6204 - East Zorra Tavistock (old association)

Report Generated on:
12-Oct-22 9:19:14 AM
PP-CSC-Operational Planning-4300

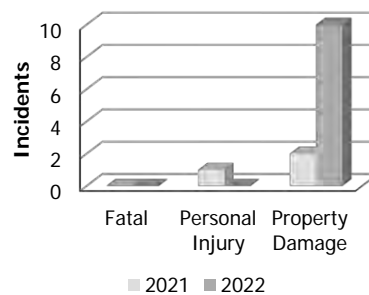
Police Services Board Report for 'East Zorra-Tavistock' Motor Vehicle Collisions

Records Management System

September 2022

Motor Vehicle Collisions by Type

Incidents	September			Year to Date September		
	2021	2022	% Change	2021	2022	% Change
Fatal	0	0	N/C	0	0	N/C
Personal Injury	1	0	-100.0%	5	8	60.0%
Property Damage	2	10	400.0%	29	63	117.2%
Total	3	10	233.3%	34	71	108.8%



Data contained within this report is dynamic in nature and numbers will change over time as the Ontario Provincial Police continue to investigate and solve crime.

Data Utilized

Niche RMS All Offence Level Business Intelligence Cube

Detachment: 6S - OXFORD

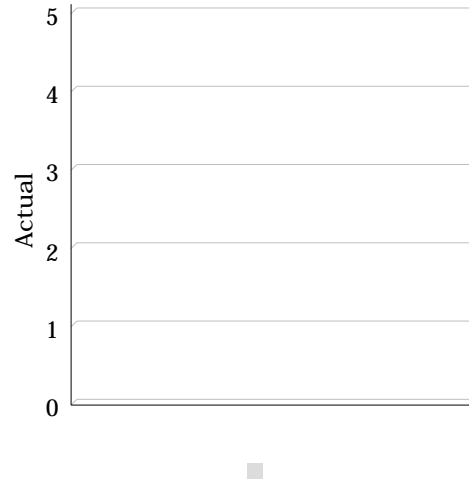
Area: East Zorra-Tavistock

Data source date: 2022/10/18

Police Services Board Report for East Zorra-Tavistock
Records Management System
September - 2022

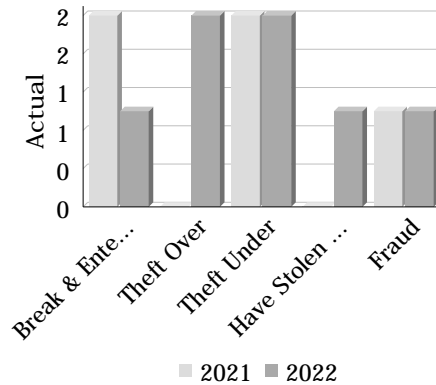
Violent Crime

Actual	September			Year to Date - September		
	2021	2022	% Change	2021	2022	% Change
Murder	0	0	--	0	0	--
Other Offences Causing Death	0	0	--	0	0	--
Attempted Murder	0	0	--	0	0	--
Sexual Assault	0	0	--	1	3	200.0%
Assault	0	0	--	14	6	-57.1%
Abduction	0	0	--	0	0	--
Robbery	0	0	--	0	1	--
Other Crimes Against a Person	0	0	--	2	2	0.0%
Total	0	0	--	17	12	-29.4%




Property Crime

Actual	September			Year to Date - September		
	2021	2022	% Change	2021	2022	% Change
Arson	0	0	--	0	0	--
Break & Enter	2	1	-50.0%	11	11	0.0%
Theft Over	0	2	--	7	12	71.4%
Theft Under	2	2	0.0%	20	21	5.0%
Have Stolen Goods	0	1	--	2	2	0.0%
Fraud	1	1	0.0%	20	14	-30.0%
Mischief	0	0	--	19	12	-36.8%
Total	5	7	40.0%	79	72	-8.9%



Drug Crime

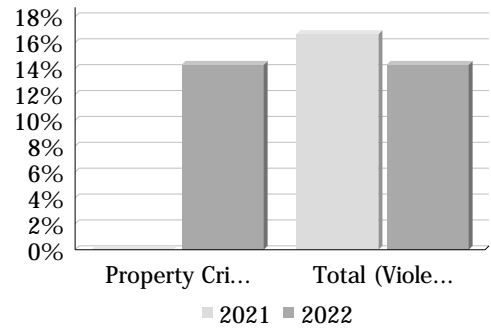
Actual	September			Year to Date - September		
	2021	2022	% Change	2021	2022	% Change
Possession	0	0	--	1	0	-100.0%
Trafficking	0	0	--	0	0	--
Importation and Production	0	0	--	0	0	--
Total	0	0	--	1	0	-100.0%



Police Services Board Report for East Zorra-Tavistock
Records Management System
September - 2022

Clearance Rate

Clearance Rate	September			Year to Date - September		
	2021	2022	Difference	2021	2022	Difference
Violent Crime	--	--	--	94.1%	50.0%	-44.1%
Property Crime	0.0%	14.3%	14.3%	7.6%	4.2%	-3.4%
Drug Crime	--	--	--	100.0%	--	--
Total (Violent, Property & Drug)	16.7%	14.3%	-2.4%	30.8%	14.8%	-16.1%



Data contained within this report is dynamic in nature and numbers will change over time as the Ontario Provincial Police continue to investigate and solve crime.

Data Utilized

- Major Crimes
- Niche RMS All Offence Level Business Intelligence Cube

Detachment: 6S - OXFORD
 Location code(s): 6S00 - OXFORD
 Area code(s): 6204 - East Zorra Tavistock
 Data source date:
 2022/10/08

Report Generated on:
 12-Oct-22 9:11:21 AM
 PP-CSC-Operational Planning-4300

Police Services Board Report for Criminal and Provincial Offences

East-Zorra Tavistock

September 2022

Charge	Monthly Total	Total Year to Date
Impaired	0	
Speeding	111	
Distracted Driving (Handheld Device, Careless Driving, etc)	1	
Seatbelt	18	
Criminal Code Traffic (excluding Impaired)	0	
Criminal Code Non-Traffic	0	
Moving Violations (Fail to Stop, Disobey Sign, Fail to Yield, Improper Turn, etc)	6	
Non-moving Violations (Licence plate, Insurance, etc)	20	
Other Provincial Offence Statutes (Cannabis, Liquor, Trespass, etc)	1	
CMV (Half load, etc)	0	
Total (does not include warnings or bylaw)	157	
Bylaw tickets (parking, noise, etc)	0	
Warnings	20	



Calls For Service (CFS) Billing Summary Report

East Zorra Tavistock
September - 2022

Billing Categories (Billing categories below do not match traditional crime groupings)	2022				2021			
	September	Year to Date	Time Standard	Year To Date Weighted Hours	September	Year to Date	Time Standard	Year To Date Weighted Hours
Violent Criminal Code	0	12	16.1	193.2	1	19	16.1	305.9
Property Crime Violations	8	83	6.5	539.5	5	79	6.5	513.5
Other Criminal Code Violations (Excluding traffic)	0	4	7.7	30.8	2	19	7.7	146.3
Drug Possession	0	0		0.0	0	1	7.0	7.0
Statutes & Acts	5	32	3.4	108.8	7	43	3.4	146.2
Operational	29	276	3.7	1,021.2	33	306	3.7	1,132.2
Operational2	7	59	1.3	76.7	6	79	1.3	102.7
Traffic	7	75	3.5	262.5	3	49	3.5	171.5
Total	56	541		2,232.7	57	595		2,525.3

Note to Detachment Commanders:

- The content of each report is to be shared by the Detachment Commander only with the municipality for which it was generated. The municipality may treat this as a public document and distribute it as they wish.
- All data is sourced from the Niche RMS application. Included are 'reported' occurrences (actuals and unfounded occurrences) for 'billable' occurrences ONLY. Data is refreshed on a weekly basis.
- The Traffic category includes motor vehicle collision (MVC) occurrences entered into Niche (UCR code 8521). MVCs are NOT sourced from the eCRS application for this report.
- Only the primary violation is counted within an occurrence.
- Time standards displayed are for the 2021 billing period.

Note to Municipalities:

- Data contained within this report is dynamic in nature and numbers will change over time as the Ontario Provincial Police continues to investigate and solve crime.
- This report is NOT to be used for crime trend analysis as not all occurrences are included.
- Data groupings within this report do not match traditional crime groupings seen in other public reports such as the OPP Police Services Board reports or Statistics Canada reporting.



Coordinator: O.P.P. Constable Patti Cote
W.P.S. S/Pc Shaylyn Jackson
E-mail: oxfordcs@execulink.com
Web site: [http: www.oxfordcrimestoppers.com](http://www.oxfordcrimestoppers.com)

To: Board of Directors, Crime Stoppers of Oxford Inc.
Cc: Inspector Tony Hymers, Oxford OPP
Staff Sgt Jen Ormsby, Oxford OPP
Det/Sgt.Craig Murray, Woodstock PS

Monthly Statistics for September, 2022

24 Total Calls received this month.
15 Woodstock PS tips
5 OPP tips
0 Assigned/out to other Crime Stoppers programs or Agency
4 Not Assigned

STATS FOR OPP: TIPS RECEIVED PER ZONE

2 for Tillsonburg
1 for Ingersoll
0 for Zorra
2 for Norwich
0 for South-West Oxford
0 for East Zorra-Tavistock
0 for Blandford-Blenheim

Meetings/Events Attended This Month

Sept 13th – Monthly Meeting via Zoom

Sept 17th – Embro Parade



Awareness

Media Relations:

- Patti and Shaylyn prepare media releases and social media posts for Woodstock City and Oxford OPP which are picked up by local media outlets

Fundraising: Jan, Laura and Patti made decision to postpone the Art at the Inn until 2023

Promotions:

Upcoming Events

Oct 11th – Monthly Meeting via Zoom

Art at the Inn – Elmhurst – postponed to the new year



Co-coordinator: OPP Cst. Patti Cote, WPS S/Pc Shaylyn Jackson
 Chairperson: Mr. Glen Blair

Statistics

	This Month	YTD	SI (1991)
Tips Received	24	193	11305
Arrests	0	5	2042
WPS Arrests	0	1	n/a
OPP Arrests	0	4	n/a
Other Arrests (Immigration)	0	0	0
Web Tips	16	124	1799(2006)
In-House	4	34	1647(2004)
Call Centre	4	37	2409(2004)
E-Transfer			1352 (2004)
Cases Cleared			
Total Cleared	0	3	1,432
Total Charges Laid	0	6	2,782
WPS Charges	0	2	n/a
OPP Charges	0	4	n/a
Rewards Approved	0	3	1499
Property Recovered	0	0	\$2,308,805
Narcotics recovered	0	0	\$7,541,659
		Total	\$9,849,964

Respectfully Submitted by
Patti Cote, Shaylyn Jackson
Police Co-coordinator
Crime Stoppers of Oxford
Oxford County O.P.P./Woodstock Police Service



Oxford County



East Zorra-Tavistock Police Services Board Report



October 2022

Police Services Board Report for East Zorra-Tavistock
2022/Oct

Public Complaints	
Policy	0
Service	0
Conduct	0

Date information collected from Professional Standards Bureau Commander Reports: 2022-11-08

Data Source

Ontario Provincial Police, Professional Standards Bureau Commander Reports

- Includes all public policy, service and conduct complaints submitted to the Office of the Independent Police Review Director (OIPRD)

Secondary Employment

Daily Activity Reporting Patrol Hours	
Total Hours	2022/Oct
Number of Cruiser Patrol Hours	217.50
Number of Motorcycle Patrol Hours	0.00
Number of Marine Patrol Hours	0.00
Number of ATV Patrol Hours	0.00
Number of Snowmobile Patrol Hours	0.00
Number of Bicycle Patrol Hours	0.00
Number of Foot Patrol Hours	13.00
Number of School Patrol Hours	0.00

Data source (Daily Activity Reporting System) date: 2022/11/05

Staffing Updates	
Awards:	Three Auxiliary Members were presented with their Sergeant's Badge // One Auxiliary Member received their 10 Year Service Medal

Detachment Initiatives	
Number of Targeted Media Releases:	Oct 6 - Motorists Continue to Drive - Collisions and Fatalities Up / Oct 6 - "Grandparent or Emergency Scam" is Pervasive - Protect Yourself / Oct 14 - Traffic Fatalities, Thousands Charged on Roads Over Long Weekend / Oct 25 - Police Warn Pedestrians, Cyclists & Motorists to Stay Safe / Oct 25 - OPP Canines Take a "Paws" Fighting Crime
Crime and Traffic Campaigns/Initiatives:	Operation Impact (Oct 7 - 10)

Detachment: 6S - OXFORD

Location code(s): 6S00 - OXFORD

Area code(s): 6204 - East Zorra Tavistock (old association)

Report Generated on:
8-Nov-22 11:11:15 AM
PP-CSC-Operational Planning-4300

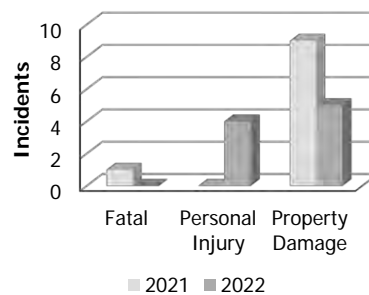
Police Services Board Report for 'East Zorra-Tavistock' Motor Vehicle Collisions

Records Management System

October 2022

Motor Vehicle Collisions by Type

Incidents	October			Year to Date October		
	2021	2022	% Change	2021	2022	% Change
Fatal	1	0	-100.0%	1	0	-100.0%
Personal Injury	0	4	N/C	5	12	140.0%
Property Damage	9	5	-44.4%	38	68	78.9%
Total	10	9	-10.0%	44	80	81.8%



Data contained within this report is dynamic in nature and numbers will change over time as the Ontario Provincial Police continue to investigate and solve crime.

Data Utilized

Niche RMS All Offence Level Business Intelligence Cube

Detachment: 6S - OXFORD

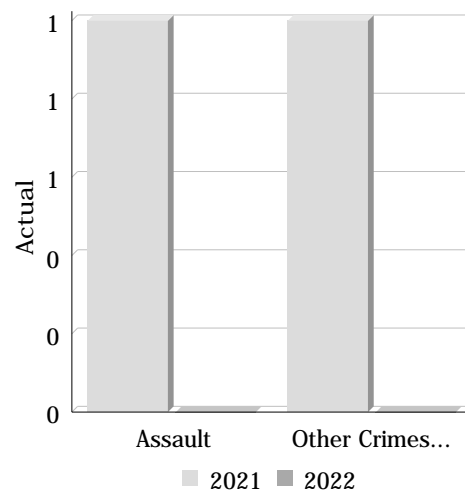
Area: East Zorra-Tavistock

Data source date: 2022/11/08

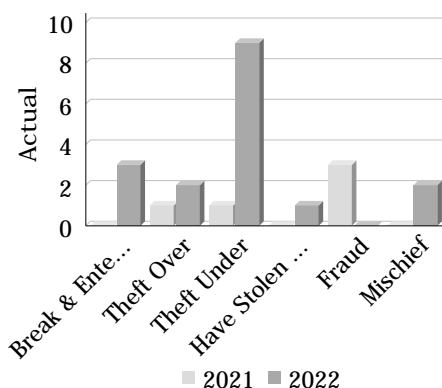
Police Services Board Report for East Zorra-Tavistock
Records Management System
October - 2022

Violent Crime

Actual	October			Year to Date - October		
	2021	2022	% Change	2021	2022	% Change
Murder	0	0	--	0	0	--
Other Offences Causing Death	0	0	--	0	0	--
Attempted Murder	0	0	--	0	0	--
Sexual Assault	0	0	--	1	3	200.0%
Assault	1	0	-100.0%	15	6	-60.0%
Abduction	0	0	--	0	0	--
Robbery	0	0	--	0	1	--
Other Crimes Against a Person	1	0	-100.0%	3	2	-33.3%
Total	2	0	-100.0%	19	12	-36.8%

**Property Crime**

Actual	October			Year to Date - October		
	2021	2022	% Change	2021	2022	% Change
Arson	0	0	--	0	0	--
Break & Enter	0	3	--	11	14	27.3%
Theft Over	1	2	100.0%	8	15	87.5%
Theft Under	1	9	800.0%	21	33	57.1%
Have Stolen Goods	0	1	--	2	3	50.0%
Fraud	3	0	-100.0%	23	15	-34.8%
Mischief	0	2	--	19	14	-26.3%
Total	5	17	240.0%	84	94	11.9%

**Drug Crime**

Actual	October			Year to Date - October		
	2021	2022	% Change	2021	2022	% Change
Possession	0	0	--	1	0	-100.0%
Trafficking	0	0	--	0	0	--
Importation and Production	0	0	--	0	0	--
Total	0	0	--	1	0	-100.0%



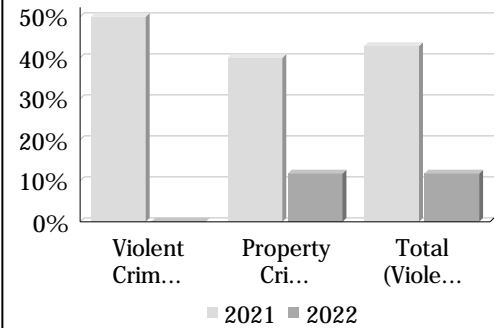
Detachment: 6S - OXFORD
 Location code(s): 6S00 - OXFORD
 Area code(s): 6204 - East Zorra Tavistock
 Data source date:
 2022/11/05

Report Generated on:
 8-Nov-22 10:11:28 AM
 PP-CSC-Operational Planning-4300

Police Services Board Report for East Zorra-Tavistock
Records Management System
October - 2022

Clearance Rate

Clearance Rate	October			Year to Date - October		
	2021	2022	Difference	2021	2022	Difference
Violent Crime	50.0%	--	--	89.5%	50.0%	-39.5%
Property Crime	40.0%	11.8%	-28.2%	9.5%	5.3%	-4.2%
Drug Crime	--	--	--	100.0%	--	--
Total (Violent, Property & Drug)	42.9%	11.8%	-31.1%	31.6%	13.6%	-17.9%



Data contained within this report is dynamic in nature and numbers will change over time as the Ontario Provincial Police continue to investigate and solve crime.

Data Utilized

- Major Crimes
- Niche RMS All Offence Level Business Intelligence Cube

Detachment: 6S - OXFORD
 Location code(s): 6S00 - OXFORD
 Area code(s): 6204 - East Zorra Tavistock
 Data source date:
 2022/11/05

Report Generated on:
 8-Nov-22 10:11:28 AM
 PP-CSC-Operational Planning-4300

Police Services Board Report for Criminal and Provincial Offences

EAST ZORRA TAVISTOCK

October 2022

Charge	Monthly Total	Total Year to Date
Impaired	0	
Speeding	78	
Distracted Driving (Handheld Device, Careless Driving, etc)	1	
Seatbelt	4	
Criminal Code Traffic (excluding Impaired)	0	
Criminal Code Non-Traffic	1	
Moving Violations (Fail to Stop, Disobey Sign, Fail to Yield, Improper Turn, etc)	2	
Non-moving Violations (Licence plate, Insurance, etc)	2	
Other Provincial Offence Statutes (Cannabis, Liquor, Trespass, etc)	0	
CMV (Half load, etc)	0	
Total (does not include warnings or bylaw)	88	
Bylaw tickets (parking, noise, etc)	0	
Warnings	12	



Calls For Service (CFS) Billing Summary Report

East Zorra Tavistock
October - 2022

Billing Categories (Billing categories below do not match traditional crime groupings)	2022				2021			
	October	Year to Date	Time Standard	Year To Date Weighted Hours	October	Year to Date	Time Standard	Year To Date Weighted Hours
Violent Criminal Code	0	12	16.1	193.2	2	21	16.1	338.1
Property Crime Violations	18	105	6.5	682.5	5	84	6.5	546.0
Other Criminal Code Violations (Excluding traffic)	0	4	7.7	30.8	0	19	7.7	146.3
Drug Possession	0	0		0.0	0	1	7.0	7.0
Statutes & Acts	6	38	3.4	129.2	6	49	3.4	166.6
Operational	29	307	3.7	1,135.9	38	344	3.7	1,272.8
Operational2	3	62	1.3	80.6	13	92	1.3	119.6
Traffic	7	85	3.5	297.5	13	62	3.5	217.0
Total	63	613		2,549.7	77	672		2,813.4

Note to Detachment Commanders:

- The content of each report is to be shared by the Detachment Commander only with the municipality for which it was generated. The municipality may treat this as a public document and distribute it as they wish.
- All data is sourced from the Niche RMS application. Included are 'reported' occurrences (actuals and unfounded occurrences) for 'billable' occurrences ONLY. Data is refreshed on a weekly basis.
- The Traffic category includes motor vehicle collision (MVC) occurrences entered into Niche (UCR code 8521). MVCs are NOT sourced from the eCRS application for this report.
- Only the primary violation is counted within an occurrence.
- Time standards displayed are for the 2021 billing period.

Note to Municipalities:

- Data contained within this report is dynamic in nature and numbers will change over time as the Ontario Provincial Police continues to investigate and solve crime.
- This report is NOT to be used for crime trend analysis as not all occurrences are included.
- Data groupings within this report do not match traditional crime groupings seen in other public reports such as the OPP Police Services Board reports or Statistics Canada reporting.



Coordinator: O.P.P. Constable Patti Cote
W.P.S. S/Pc Shaylyn Jackson
E-mail: oxfordcs@execulink.com
Web site: [http: www.oxfordcrimestoppers.com](http://www.oxfordcrimestoppers.com)

To: Board of Directors, Crime Stoppers of Oxford Inc.
Cc: Inspector Tony Hymers, Oxford OPP
Staff Sgt Jen Ormsby, Oxford OPP
Det/Sgt.Craig Murray, Woodstock PS

Monthly Statistics for October , 2022

20 Total Calls received this month.
14 Woodstock PS tips
6 OPP tips
0 Assigned/out to other Crime Stoppers programs or Agency
0 Not Assigned

STATS FOR OPP: TIPS RECEIVED PER ZONE

1 for Tillsonburg
3 for Ingersoll
0 for Zorra
0 for Norwich
1 for South-West Oxford
1 for East Zorra-Tavistock
0 for Blandford-Blenheim

Meetings/Events Attended This Month

Oct 11th – Monthly Meeting via Zoom

Oct 25 – Coordinator’s Chat (local Crime Stopper Groups)

Oct 27 - Southwest Zone Meeting

Nov 5th – OACS General Meeting



Awareness

Media Relations:

- Patti and Shaylyn prepare media releases and social media posts for Woodstock City and Oxford OPP which are picked up by local media outlets

Fundraising: Jan, Laura and Patti made decision to postpone the Art at the Inn until 2023

Promotions:

Upcoming Events

Nov 8th – Monthly Meeting and Annual Meeting in person

Art at the Inn – Elmhurst – postponed to the new year

Multiple Christmas parades



Co-coordinator: OPP Cst. Patti Cote, WPS S/Pc Shaylyn Jackson
 Chairperson: Mr. Glen Blair

Statistics

	This Month	YTD	SI (1991)
Tips Received	20	213	11325
Arrests	4	9	2046
WPS Arrests	4	5	n/a
OPP Arrests	0	4	n/a
Other Arrests (Immigration)	0	0	0
Web Tips	11	135	1810(2006)
In-House	2	36	1649(2004)
Call Centre	8	45	2417(2004)
E-Transfer			1352 (2004)
Cases Cleared			
Total Cleared	1	4	1,433
Total Charges Laid	42	48	2,824
WPS Charges	42	44	n/a
OPP Charges	0	4	n/a
Rewards Approved	0	3	1499
Property Recovered	0	0	\$2,308,805
Narcotics recovered	\$595,000	595,000	\$8,136,659
		Total	\$10,445,464

Respectfully Submitted by
Patti Cote, Shaylyn Jackson
Police Co-coordinator
Crime Stoppers of Oxford
Oxford County O.P.P./Woodstock Police Service